

Submittal Data Sheet

1 RT (H,Y)IFC012B21S

Floor Concealed

Job Name:		Location:	
Purchaser:		Order No:	
Engineer:			
Submitted To:		Approval:	Construction:
Submitted By:		Date:	
Unit Designation:		Schedule No:	Model No:



FEATURES

- 8.7 in (220mm) depth preserves room space
- 24.8 in height leaves ample window space
- Ideal for perimeter zone air

Model		(H,Y)IFC012B21S	
Indoor Unit Power Supply		AC 1Phase, 208/230V, 60Hz	
Nominal Cooling Capacity *1	Btu/h (kW)	12,000 (3.5)	
Nominal Heating Capacity *1	Btu/h (kW)	13,500 (4.0)	
Sound Pressure Level (Overall A Scale)	dB	43-35-32	
Outer Dimensions			
Height	in. (mm)	24-7/16 (620)	
Width	in. (mm)	38-5/16 (973)	
Depth	in. (mm)	8-11/16 (220)	
Net Weight	lbs (kg)	57 (26)	
Refrigerant		R410A	
Indoor Fan			
Air Flow Rate (Hi-Me-Lo)	cfm (m ³ /min)	424-353-318 (12-10-9)	
External Pressure		in.W.G (Pa)	0.0 (0)
Motor Nominal Output		W	28
Min Circuit Amps		A	0.6
Maximum Fuse Amps		A	15
Connections			
Refrigerant Piping		Flare-Nut Connection (with Flare Nuts)	
Liquid Line	in. (mm)	1/4 (6.35)	
Gas Line	in. (mm)	1/2 (12.70)	
Condensate Drain		VP25	
OD	in. (mm)	1-1/4 (32)	
ID	in. (mm)	31/32 (25)	

NOTES:

*1. Nominal capacity is based on combinations within the VRF system under the following conditions:

Cooling Operation Conditions

Indoor Air Inlet Temperature: 80°F DB (26.7°C DB)
67°F WB (19.4°C WB)

Outdoor Air Inlet Temperature: 95°F DB (35.0°C DB)

Heating Operation Conditions

Indoor Air Inlet Temperature: 70°F DB (21.1°C DB)

Outdoor Air Inlet Temperature: 47°F DB (8.3°C DB)
43°F WB (6.1°C WB)

Piping Length: 24 ft. 7-3/16 in. (7.5m) Piping Lift: 0ft. (0m)

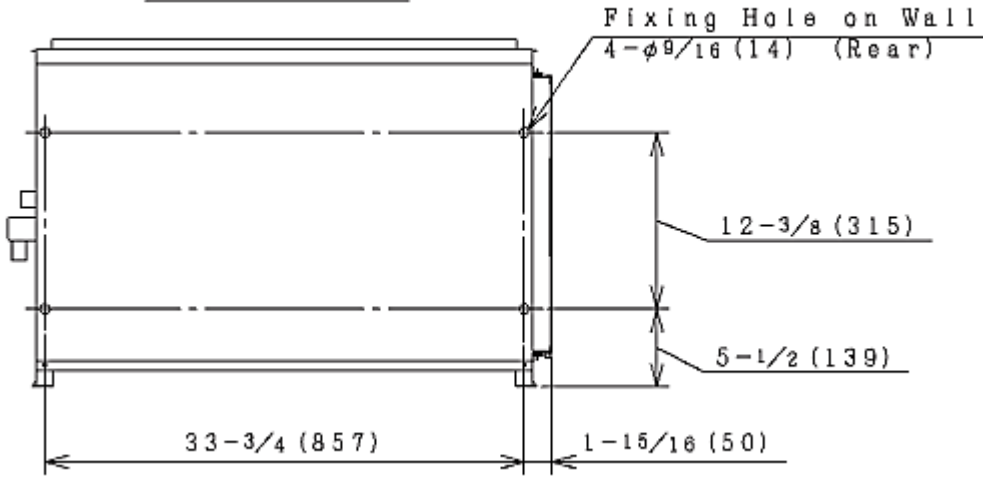
System Dimensions

Floor Concealed

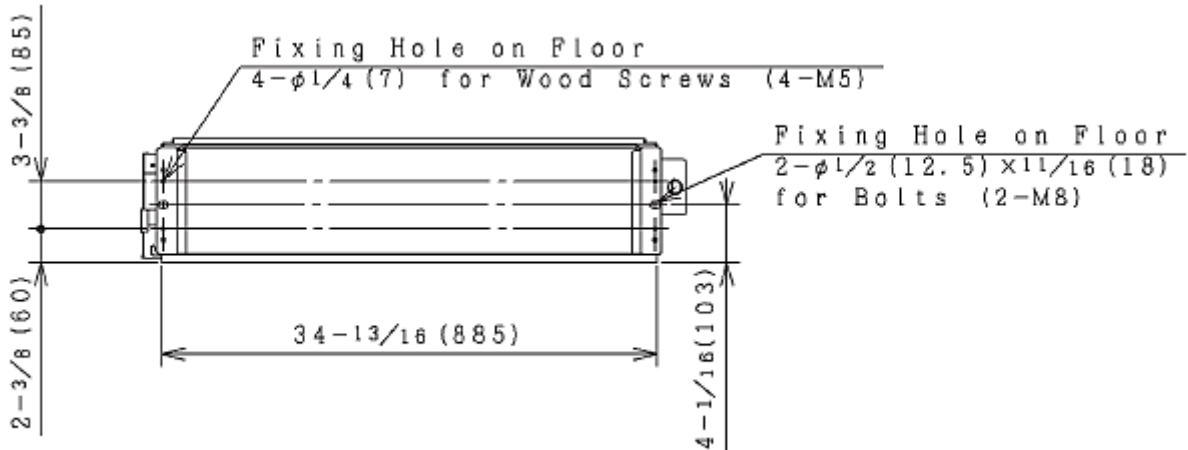
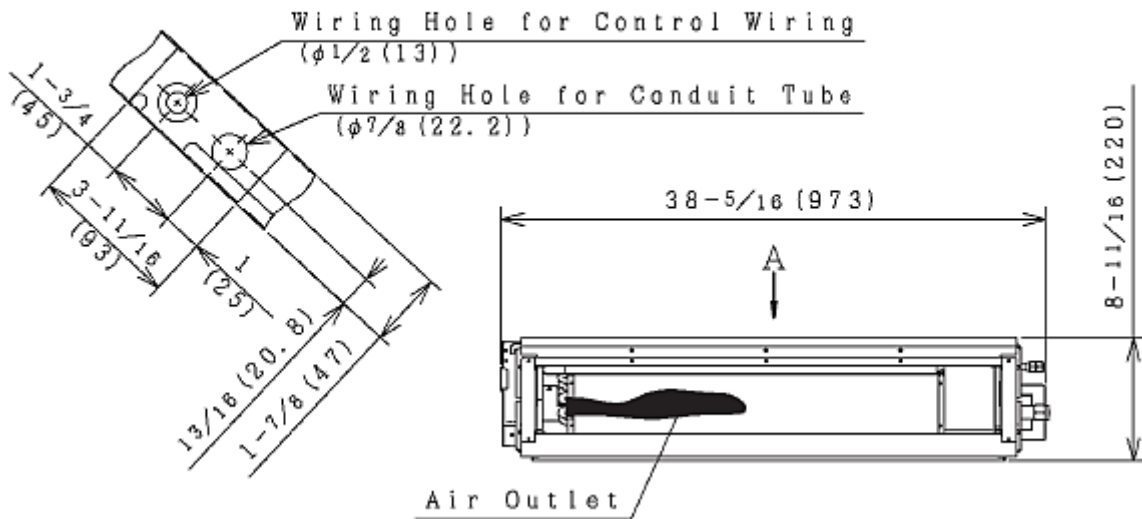
Model: (H,Y)IFC012B21S

inch (mm)

View from A



View from B



inch (mm)

