


Submittal Data Sheet
DXF-288A1 DX-Kit for Third-Party AHU Integration
24.0 Ton, 208-230V, 1Ph, 60Hz

Job Name:	Location:
Purchaser:	Order No:
Engineer:	
Submitted By:	Date:
Unit Designation:	Schedule No:
Construction:	Model No:



Features and Benefits

- Combines the VRF system and third-party AHU
- Provides three types of AHU temperature control (inlet air, outlet air, and external signal control)
- Compatible with multiple AHU types including return air, return air-outside air mix, and heat recovery types
- Flexible installation for expansion valve box and control box with IP54 Enclosure rating

Technical Data

24.0 Ton DX-Kit for Third-Party AHU Integration		
Model Number	DXF-288A1	
Control Box		
Power Supply (V-Ph-Hz)	208 / 230 - 1 - 60	
Height (")	4-7/16	
Width (")	17-1/8	
Depth (")	13-3/4	
Weight (lbs)	11.5	
Quantity	1	
Expansion Valve Box		
Height (")	2-3/8	
Width (")	17-3/16	
Depth (")	6-9/16	
Weight (lbs)	3.7	
Liquid Pipe Size (")	1/2	
Quantity	2	
Acceptable AHU		
Nominal Heat Exchanger Capacity * (MBH)	204 / 216 / 240 / 264 / 288	
Suction Temperature Range (°F)	Cooling	DB: 69 to 89 WB: 59 to 73
	Heating	DB: 59 to 80
Connection Ratio	1 ODU to 1 AHU: 100% or less, 1 ODU to Multiple AHU: 100% or less, 1 ODU to AHUs and IDUs: 100% or less	

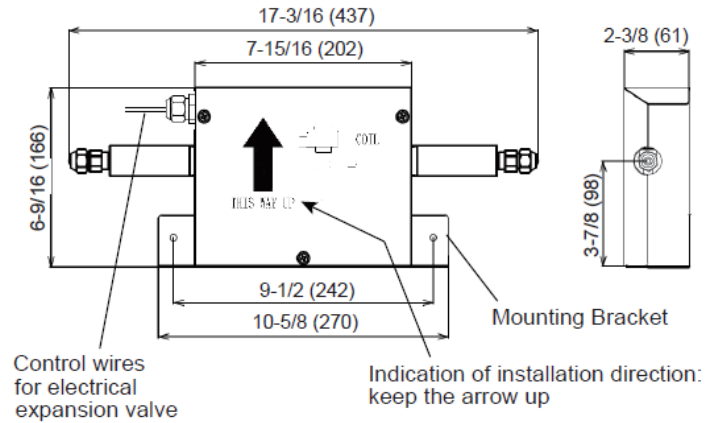
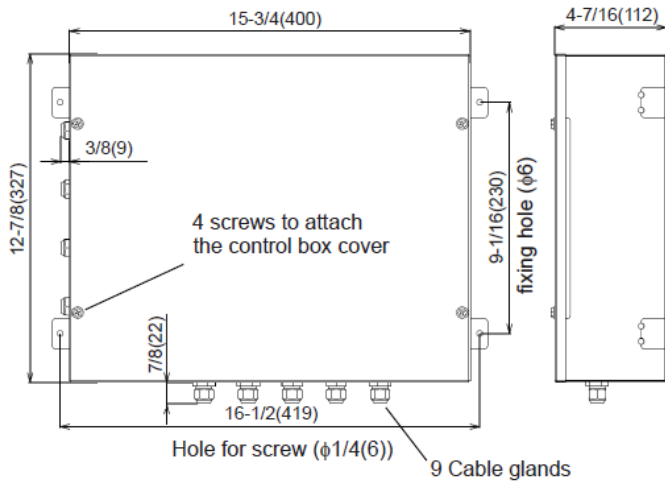
** DIP-switch on the PCB of DX-Kit must be set to the nominal heat exchanger capacity of the AHU.*

For additional product information, refer to the Operation, Installation & Maintenance Manual.


Version 202001

Dimensions

Unit: inch(mm)



Thermistor for Temperature Sensing (Included accessory)

Accessory	Qty	Purpose
Thermistor 	4	For Temperature Sensing of : Outlet Air (red, 33ft (10m)) Inlet Air (blue, 33ft (10m)) Liquid Pipe (black, 33ft (10m)) Gas Pipe (yellow, 33ft (10m))

For additional product information, refer to the Operation, Installation & Maintenance Manual.

Version 202001

