

# SUBMITTAL DATA SHEET

4.0 RT (H,Y)IDH048B21S Ducted High Static Indoor Unit

Job Name:

Location:

Purchaser:

Order No.:

Engineer:

Submitted To:

For:

Ref:

Approval:

Construction:

Submitted By:

Date:

Unit Designation:

Schedule No.:

Model No.:

## FEATURES:

- High-efficiency fan motor
- Multiple fan speed settings
- Up to .74 WG static pressure
- Bottom access for easy service and troubleshooting
- Built-in condensate pump

## ACCESSORIES:

- Relay and 3 Pin Connector Kit PSC-5RA
- 3 Pin Connector Cable PCC-1A R1
- Air Filter KW-PP8Q for Model (H,Y) IDH018B21S
- Air Filter KW-PP3Q for Model (H,Y) IDH024-030B21S
- Air Filter KW-PP4Q for Model (H,Y) IDH036-048B21S
- IR Receiver Kit CWDIRK01

Ton				4.0RT	
Model Name				(H,Y)IDH048B21S	
Power Supply				208/230V 1PH 60Hz	
Nominal Capacity <sup>1</sup>	Cooling	Btu/h	(kW)	48000	(14.1)
	Heating	Btu/h	(kW)	54000	(15.8)
Dimension	Height	in	(mm)	13-25/32	(350)
	Width	in	(mm)	51-3/16	(1300)
	Depth	in	(mm)	31-1/2	(800)
Net Weight		lb	(kg)	132	(60)
Refrigerant				R410A	
Refrigerant Piping	Gas Line	in	( $\phi$ mm)	5/8	(15.88)
	Liquid Line	in	( $\phi$ mm)	3/8	(9.52)
Min Circuit Amps	A			3.12	
Maximum Fuse Size	A			5	
Fan Motor Drive	-			AC $\times$ 1	
Air Flow Rate (208V)	Hi	cfm	(m <sup>3</sup> /min)	1236	(35)
	Lo	cfm	(m <sup>3</sup> /min)	890	(25.2)
Sound Pressure Level <sup>2</sup> (208V, Standard Pressure)	Hi	dB(A)		44	
	Lo	dB(A)		35	
Sound Pressure Level <sup>2</sup> (230V, Standard Pressure)	Hi	dB(A)		47	
	Lo	dB(A)		40	
Static Pressure (208V)	High Pressure	in WG	(Pa)	0.60	(150)
	Standard	in WG	(Pa)	0.20	(50)
Static Pressure (230V)	High Pressure	in WG	(Pa)	0.74	(185)
	Standard	in WG	(Pa)	0.40	(100)

## NOTES:

1. Nominal capacity is based on combinations within the VRF system and the following:

### Cooling Operation Conditions

Indoor Air Inlet Temperature: 80°F DB (26.7°C DB)  
67°F WB (19.4°C WB)  
Outdoor Air Inlet Temperature: 95°F DB (35.0°C DB)

### Heating Operation Conditions

Indoor Air Inlet Temperature: 70°F DB (21.1°C DB)  
Outdoor Air Inlet Temperature: 47°F DB (8.3°C DB)  
43°F WB (6.1°C WB)

Piping Length: 24 ft. 7-3/16 in. (7.5m)

Piping Lift: 0 ft. (0m)

2. The sound pressure level is based on the following.

4.9 ft. (1.5m) beneath the unit.

The data was measured in an anechoic chamber so that reflected sound should be taken into consideration in the field.

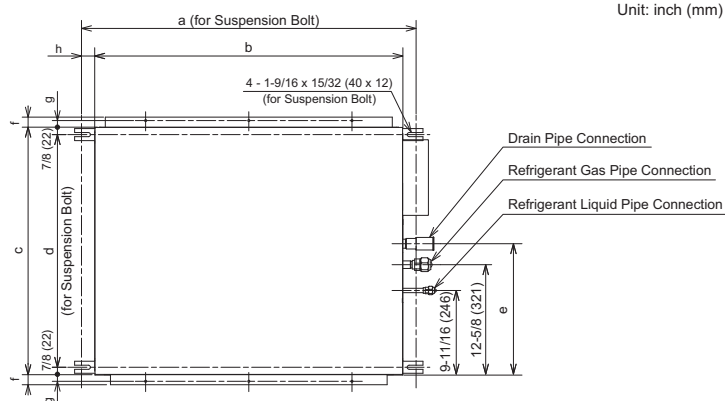
version 201706

## System Dimensions

Ducted High Static Indoor Unit

Model: (Y,H)IDH048B21S

Unit: inch (mm)

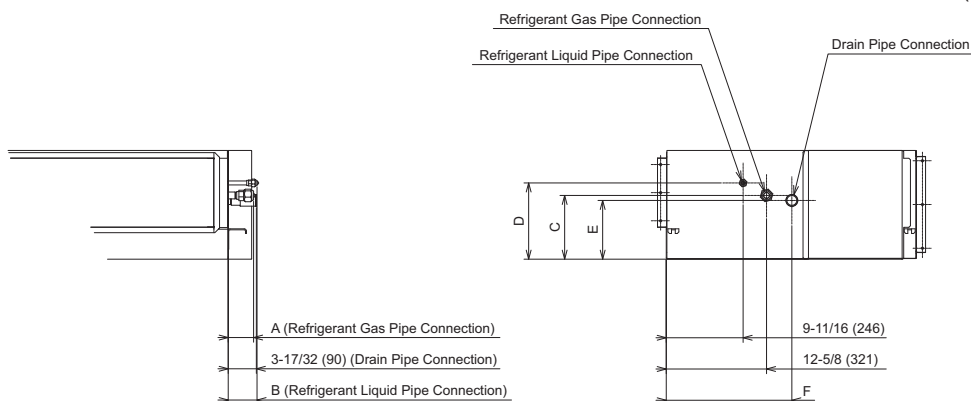


Model	Dimension	a	b	c	d	e	f	g	h
(H,Y)IDH018B21S		37-13/32 (950)	35-7/16 (900)	28-11/32 (720)	26-5/8 (676)	16-1/16 (408)	31/32 (25)	19/32 (15)	31/32 (25)
(H,Y)IDH024B21S (H,Y)IDH030B21S		38-19/32 (980)	35-7/16 (900)	31-1/2 (800)	29-3/4 (756)	15-13/16 (402)	1-3/16 (30)	25/32 (20)	1-9/16 (40)
(H,Y)IDH036B21S (H,Y)IDH048B21S		54-11/32 (1,380)	51-3/16 (1,300)	31-1/2 (800)	29-3/4 (756)	15-13/16 (402)	1-3/16 (30)	25/32 (20)	1-9/16 (40)

Suspension Bolts

## Piping Connection Dimensions

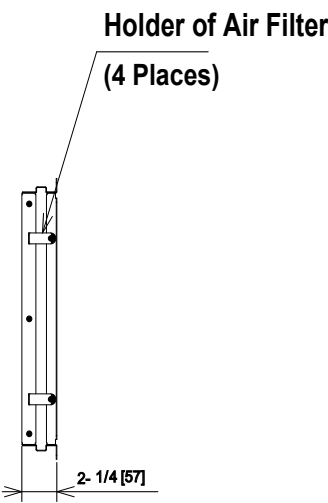
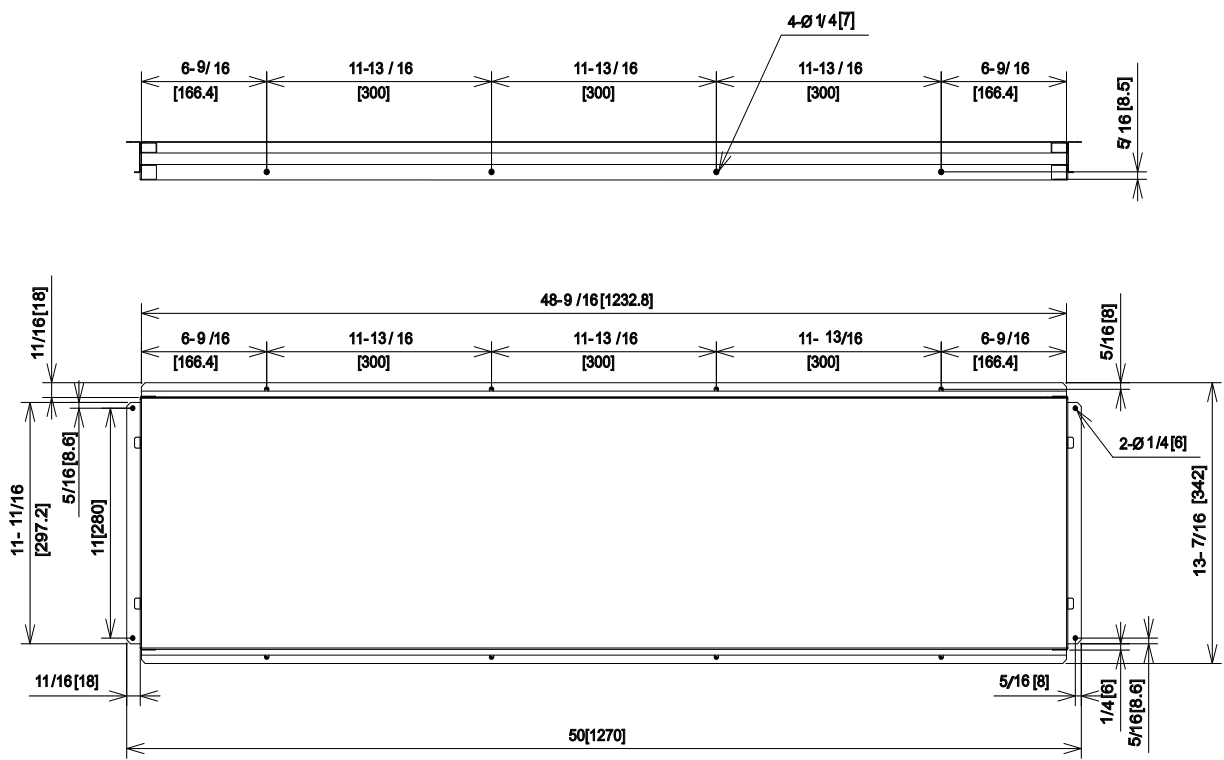
Unit: inch (mm)



Model	A	B	C	D	E	F
(H,Y)IDH018B21S	3-1/32 (77)	3-5/8 (92)	7-5/32 (182)	8-3/4 (222)	7-5/32 (182)	16-1/16 (408)
(H,Y)IDH024B21S (H,Y)IDH030B21S (H,Y)IDH036B21S (H,Y)IDH048B21S	3-5/32 (80)	3-17/32 (90)	8-1/32 (204)	9-19/32 (244)	7-13/32 (188)	15-13/16 (402)

version 201706

# Air Filter Dimensions



version 201706