

SUBMITTAL DATA SHEET

2.5 RT (H,Y)IDM030B21S Ducted Medium Static Indoor Unit

Job Name:			Location:		
Purchaser:			Order No.:		
Engineer:					
Submitted To:	For:	Ref:	Approval:	Construction:	
Submitted By:			Date:		
Unit Designation:			Schedule No.:		Model No.:

FEATURES:

- High-efficiency DC fan motor
- Multiple fan speed settings
- Up to .32 WG static pressure
- Bottom access for easy service and troubleshooting
- Built-in condensate pump

ACCESSORIES:

- Relay and 3 Pin Connector Kit PSC-5RA
- 3 Pin Connector Cable PCC-1A R1
- Air Filter KW-PP7Q for Model (H,Y) IDM006 - 012B21S
- Air Filter KW-PP8Q for Model (H,Y) IDM015 - 018B21S
- Air Filter KW-PP9Q for Model (H,Y) IDM024 - 030B21S
- Air Filter KW-PP10Q for Model (H,Y) IDM036 - 048B21S

Ton		2.5RT			
Model Name		(H,Y)IDM030B21S			
Power Supply		208/230V 1PH 60Hz			
Nominal Capacity ¹	Cooling	Btu/h	(kW)	30000	(8.8)
	Heating	Btu/h	(kW)	34000	(10.0)
Dimension	Height	in	(mm)	11-13/16	(300)
	Width	in	(mm)	43-5/16	(1100)
	Depth	in	(mm)	31-1/2	(800)
Net Weight		lb	(kg)	93	(42)
Refrigerant		R410A			
Refrigerant	Gas Line	in	(ϕ mm)	5/8	(15.88)
Piping	Liquid Line	in	(ϕ mm)	3/8	(9.52)
Min Circuit Amps		A 1.01			
Maximum Fuse Size		A 5			
Fan Motor Drive		DC x 1			
Air Flow Rate	Hi2	cfm	(m3/min)	1094	(31)
	Hi	cfm	(m3/min)	988	(28)
	Me	cfm	(m3/min)	883	(25)
	Lo	cfm	(m3/min)	741	(21)
Sound Pressure Level ²	Hi2	dB(A)		42	
	Hi1	dB(A)		39	
	Hi	dB(A)		36	
	Lo	dB(A)		32	
Static Pressure	High Pressure	in WG	(Pa)	0.32	(80)
	Standard	in WG	(Pa)	0.20	(50)
	Low Pressure	in WG	(Pa)	0.14	(35)

NOTES:

- Nominal capacity is based on combinations within the VRF system under the following conditions:
Cooling Operation Conditions
Indoor Air Inlet Temperature: 80°F DB (26.7°C DB)
67°F WB (19.4°C WB)
Outdoor Air Inlet Temperature: 95°F DB (35.0°C DB)
Heating Operation Conditions
Indoor Air Inlet Temperature: 70°F DB (21.1°C DB)
Outdoor Air Inlet Temperature: 47°F DB (8.3°C DB)
43°F WB (6.1°C WB)
Piping Length: 24 ft. 7-3/16 in. (7.5m) Piping Lift: 0ft. (0m)
- The sound pressure level is based on the following conditions.
4.9 ft. (1.5m) beneath the units.
The above data was measured in an anechoic chamber so that reflected sound should be taken into consideration in the field.

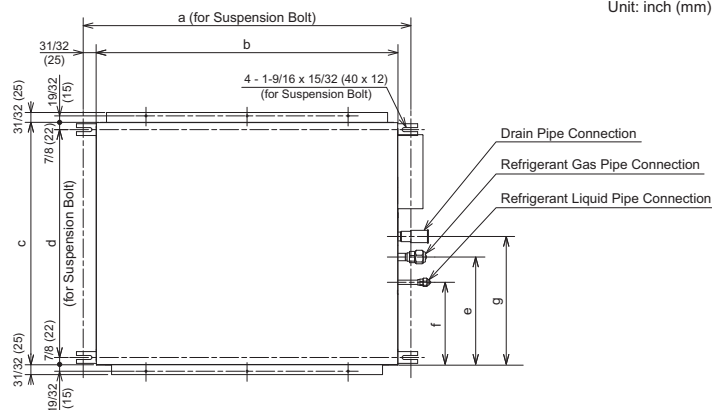
version 201706

System Dimensions

Ducted Medium Static Indoor Unit

Model: (H,Y)IDM030B21S

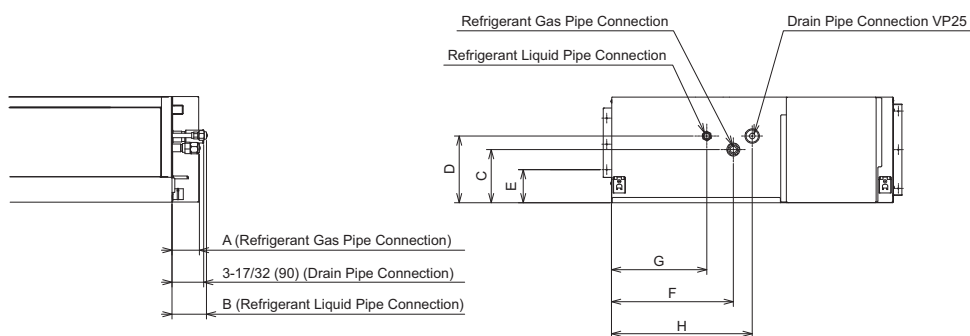
Unit: inch (mm)



Model	a	b	c	d	e	f	g
(H,Y)IDM006B21S (H,Y)IDM008B21S (H,Y)IDM012B21S	27-9/16 (700)	25-19/32 (650)	28-11/32 (720)	26-5/8 (676)	12-5/8 (321)	9-11/16 (246)	16-1/16 (408)
(H,Y)IDM015B21S (H,Y)IDM018B21S	37-13/32 (950)	35-7/16 (900)	28-11/32 (720)	26-5/8 (676)	12-5/8 (321)	9-11/16 (246)	16-1/16 (408)
(H,Y)IDM024B21S (H,Y)IDM030B21S	45-9/32 (1,150)	43-5/16 (1,100)	31-1/2 (800)	29-3/4 (756)	13-19/32 (345)	10-5/8 (270)	16-31/32 (431)
(H,Y)IDM036B21S (H,Y)IDM048B21S	57-3/32 (1,450)	55-1/8 (1,400)	31-1/2 (800)	29-3/4 (756)	13-19/32 (345)	10-5/8 (270)	16-31/32 (431)

Piping Connection Dimensions

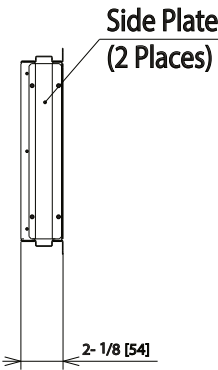
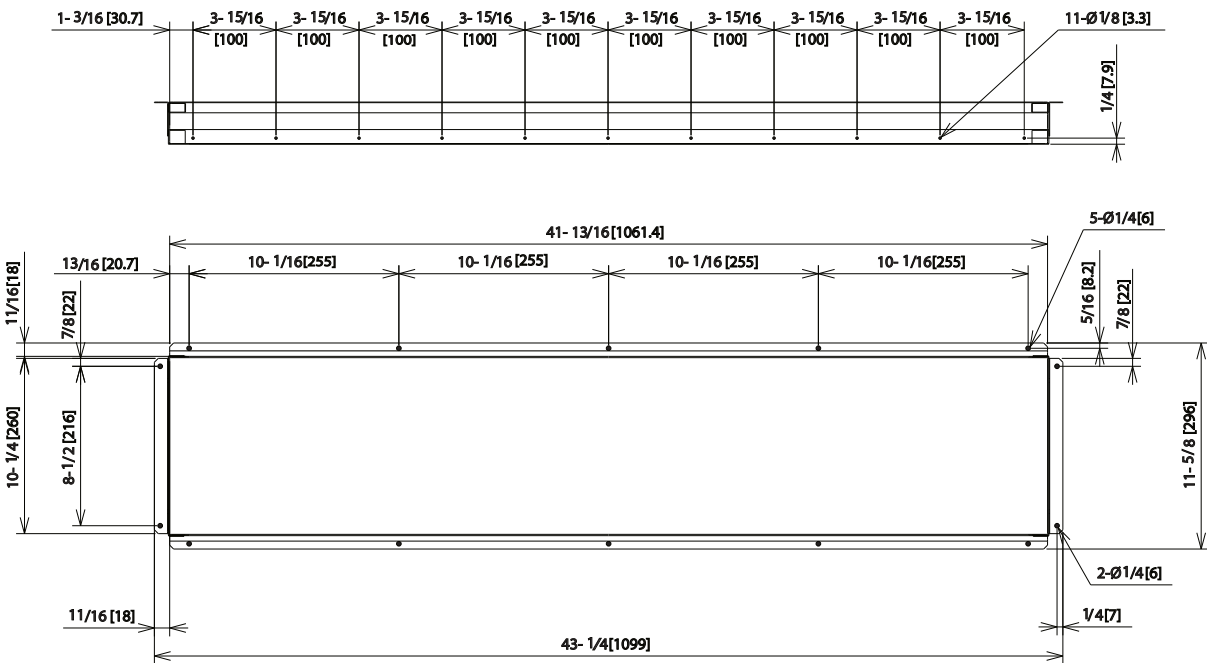
Unit: inch (mm)



Model	A	B	C	D	E	F	G	H
(H,Y)IDM006 - 012B21S	2-3/4 (70)	3-5/8 (92)	7-5/32 (182)	8-3/4 (222)	4-21/32 (118)	12-5/8 (321)	9-11/16 (246)	16-1/16 (408)
(H,Y)IDM015B21S	3-1/32 (77)	3-5/8 (92)	7-5/32 (182)	8-3/4 (222)	4-21/32 (118)	12-5/8 (321)	9-11/16 (246)	16-1/16 (408)
(H,Y)IDM018B21S	3-1/32 (77)	3-5/8 (92)	7-5/32 (182)	8-3/4 (222)	4-21/32 (118)	12-5/8 (321)	9-11/16 (246)	16-1/16 (408)
(H,Y)IDM024 - 030B21S	3-5/32 (80)	3-15/16 (100)	5-29/32 (150)	7-15/32 (190)	3-11/16 (94)	13-19/32 (345)	10-5/8 (270)	16-31/32 (431)
(H,Y)IDM036 - 048B21S	3-5/32 (80)	3-15/16 (100)	5-29/32 (150)	7-15/32 (190)	3-11/16 (94)	13-19/32 (345)	10-5/8 (270)	16-31/32 (431)

version 201706

Air Filter Dimensions



version 201706