

# SERVICE PARTS LIST for Outdoor Unit (VRF Heat Pump)

MODEL: (H,Y)VAHP072B32S, (H,Y)VAHP072B42S, (H,Y)VAHP072B52S

(P0173x-01)

					Voltage		
					208/230V 60Hz	460V 60Hz	575V 60Hz
No.	Part Name	Replacement Part		Remarks	Q'ty Per Unit		
		Draw. No.	Order No.		(H,Y)VAHP072B32S	(H,Y)VAHP072B42S	(H,Y)VAHP072B52S
1	Fan Cover	17A26172A	P31030		1	1	1
2	Air Outlet Grille	17F21586A	P31344		1	1	1
3	Screw	464M0416	-		4	4	4
4	Upper Stay Cover	17B47797A	P31031		2	2	2
5	Side Cover LF	17H32838A	P31045		1	1	1
6	Side Cover RF	17H32837D	P31044		1	1	1
7	Side Cover LB	17H32839A	P31046		1	1	1
8	Side Cover RB	17H32839D	P31047		1	1	1
9	Side Cover LM	17F17657A	P31048		1	1	1
10	Side Cover RM	17F17657D	P31049		1	1	1
11	Service Cover	17B47418A	P31034		1	1	1
12	Front Cover	17B47420A	P31037		1	1	1
13	Pipe Cover	17F20956A	P31346		1	1	1
14	Thermistor Cover	17B47908A	P31042	for Ta Thermistor	1	1	1
15	Thermistor	17C59663A	P22520	THM7: for Ambient (Ta)	1	1	1
16	TH Plate	17D49473A	R4431		1	1	1
17	Protective Tube	17H12425C	P31136	Thermistor Protection Tube (33ft (10m))	1	1	1
18	Front Stay	17F17659A	-		1	1	1
19	Rear Stay	17F17662D	-		1	1	1
20	Upper Stay	17F17669A	-		2	2	2
21	Electrical Box Cover	17F21015A	-		1	1	1
22	Propeller Fan	17A21604C	P31021	φ25-3/8inch (φ644mm)	1	1	1
23	Washer	17E08525E	P23249	SUS	1	1	1
24	Closing Nut	17D50034D	P23248	SUS, M10	1	1	1
25	Motor Clamp R	17H28553A	P31027		1	1	1
26	Motor Clamp L	17H28553C	P31028		1	1	1
27	Fan Motor	17A25499A	P31023	MOF1: L-HJ-750-A-1	1		
		17A26828A	P31319	MOF1: L-HJ-750-E4-1		1	1
28	M6 SUS Screw	17D30320H	P29749	for Fan Motor	4	4	4
29	Special Screw	17H12637A	-		92	94	94
30	TB Box Cover	17H32437A	-			1	1
31	Special Screw	17G84611D	P27991		16	16	16
32	Upper Cover	17B48629A	P31348		1	1	1
33	Cover Assy B	17F21702A	P31351		1	1	
		17F21702G	-				1
34	Cover Assy F	17F21702D	P31352		1	1	
		17F21702K	-				1
35	Cover Assy LR	17F21705A	P31357		2	2	
		17F21705D	-				2
36	Inlet Grille B	17H31813A	P31339		1	1	1
37	Inlet Grille R	17H31813D	P31342		1	1	1
38	Inlet Grille L	17H31813E	P31343		1	1	1
39	Accessory Kit	17H33500A	P31366	A set of accessories with the unit (Includes Tube, Plate, etc.)	1	1	1

## NOTE:

The parts without order number are the custom-ordered, and these are not mentioned in the price list. When ordering them, the part name and the drawing number are required.

Contact your distributor for the delivery date and price of parts.

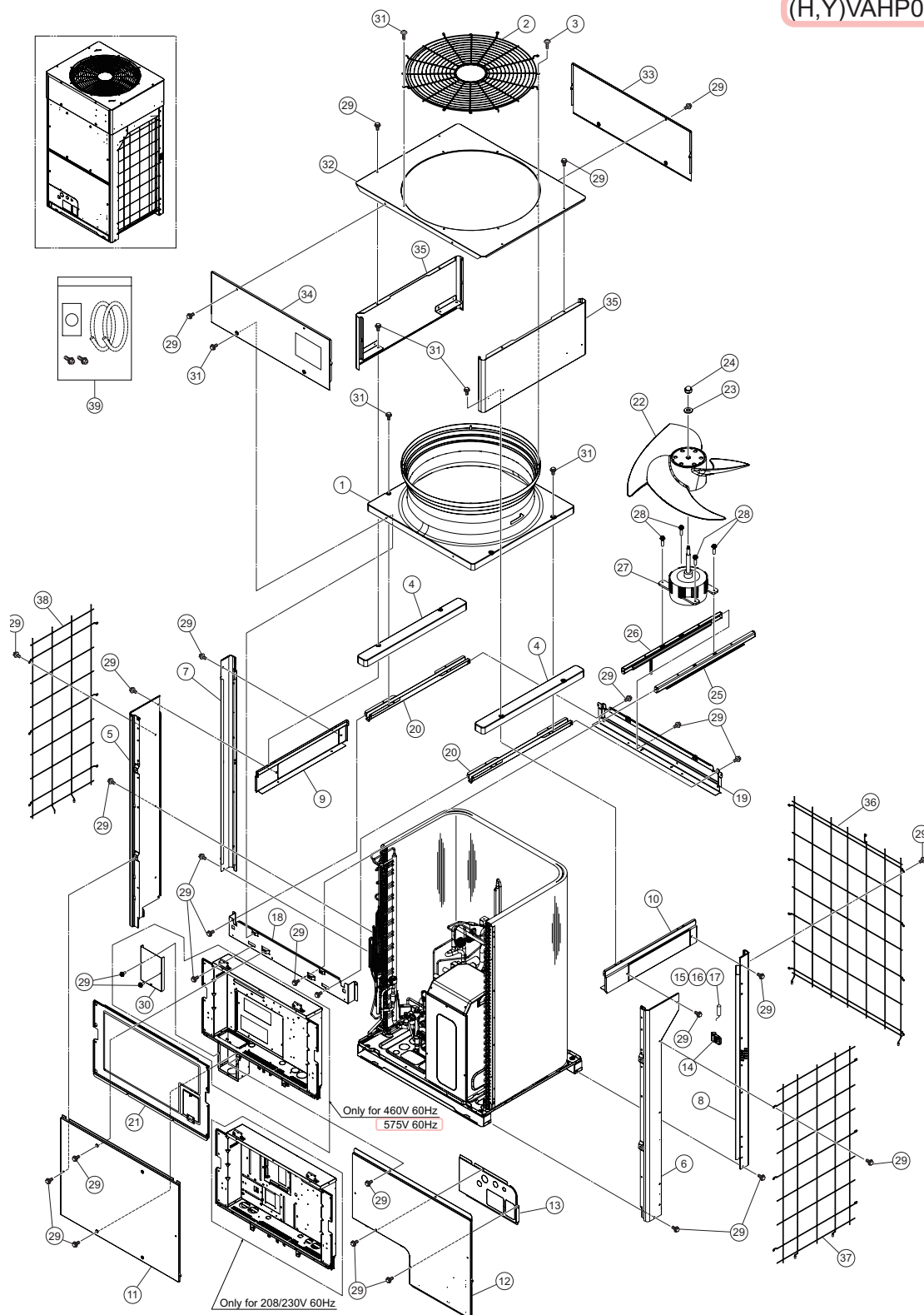
# LOCATION OF SERVICE PARTS IN THE UNIT for Outdoor Unit (VRF Heat Pump)

MODEL: (H,Y)VAHP072B32S

(H,Y)VAHP072B42S

(H,Y)VAHP072B52S

## < Cabinet and Fan >



A	Truss Head Tapping Screw		F	Stud Bolt	
B	Round Head Screw		G	Nut	
C	Flat Head Screw		H	Washer	
D	Pan Head Tapping Screw		J	Spring Lock Washer	
E	Hexagon Head Bolt		K	Tooth Lock Washer	

### NOTE:

A protective coating like zinc is applied to iron and steel for unspecified materials like a bolt or screw.

### NOTE:

The parts without order number are the custom-ordered, and these are not mentioned in the price list. When ordering them, the part name and the drawing number are required.

Contact your distributor for the delivery date and price of parts.

# SERVICE PARTS LIST for Outdoor Unit (VRF Heat Pump)

MODEL: (H,Y)VAHP096B32S, (H,Y)VAHP120B32S, (H,Y)VAHP144B32S  
(H,Y)VAHP096B42S, (H,Y)VAHP120B42S, (H,Y)VAHP144B42S  
(H,Y)VAHP096B52S, (H,Y)VAHP120B52S, (H,Y)VAHP144B52S

(P0173x-02)

					Voltage		
					208/230V 60Hz	460V 60Hz	575V 60Hz
No.	Part Name	Replacement Part		Remarks	Q'ty Per Unit		
		Draw. No.	Order No.		(H,Y)VAHP096B32S (H,Y)VAHP120B32S (H,Y)VAHP144B32S	(H,Y)VAHP096B42S (H,Y)VAHP120B42S (H,Y)VAHP144B42S	(H,Y)VAHP096B52S (H,Y)VAHP120B52S (H,Y)VAHP144B52S
1	Fan Cover	17F20054A	P31029		2	2	2
2	Air Outlet Grille	17F21587A	P31345		2	2	2
3	Screw	464M0416	-		8	8	8
4	Side Cover LF	17H32837A	P31043		1	1	1
5	Side Cover RF	17H32837D	P31044		1	1	1
6	Side Cover LB	17H32839A	P31046		1	1	1
7	Side Cover RB	17H32839D	P31047		1	1	1
8	Side Cover LM	17F17657A	P31048		1	1	1
9	Side Cover RM	17F17657D	P31049		1	1	1
10	Service Cover	17B47419A	P31035		1	1	1
11	Front Cover	17B47421A	P31038		1	1	1
12	Pipe Cover	17F20955A	P31347		1	1	1
13	Thermistor Cover	17B47908A	P31042	for Ta Thermistor	1	1	1
14	Thermistor	17C59663A	P22520	THM7: for Ambient (Ta)	1	1	1
15	TH Plate	17D49473A	R4431		1	1	1
16	Protective Tube	17H12425C	P31136	Thermistor Protection Tube (33ft (10m))	1	1	1
17	Plate	17H33521A	-		1	1	1
18	Front Stay	17F17660A	-		1	1	1
19	Rear Stay	17F17663D	-		1	1	1
20	Upper Stay	17F17669A	-		1	1	1
21	Electrical Box Cover	17F21016A	-		1	1	1
22	Propeller Fan	17A23366D	P31022	φ21-7/16inch (φ544mm)	2	2	2
23	Washer	17E08525E	P23249	SUS	2	2	2
24	Closing Nut	17D50034D	P23248	SUS, M10	2	2	2
25	Motor Clamp R	17H28553A	P31027		2	2	2
26	Motor Clamp L	17H28553C	P31028		2	2	2
27	Fan Motor L	17A25499C	P31025	MOF1: L-HJ-750-C-1	1		
		17A26828C	P31321	MOF1: L-HJ-750-G4-1		1	1
28	Fan Motor R	17A25499D	P31026	MOF2: L-HJ-750-D-1	1		
		17A26828D	P31322	MOF2: L-HJ-750-H4-1		1	1
29	M6 SUS Screw	17D30320H	P29749	for Fan Motor	8	8	8
30	Special Screw	17H12637A	-		107	109	109
31	TB Box Cover	17H32437A	-			1	1
32	Special Screw	17G84611D	P27991		24	24	24
33	Upper Cover	17F20926A	P31349		1	1	1
34	Cover Assy B	17F21703A	P31353		1	1	
		17F21703G	-				1
35	Cover Assy F	17F21703D	P31354		1	1	
		17F21703K	-				1
36	Cover Assy LR	17F21705A	P31357		2	2	
		17F21705D	-				2
37	Inlet Grille B	17H31813B	P31340		1	1	1
38	Inlet Grille LR	17H31813D	P31342		2	2	2
39	Accessory Kit	17H33500A	P31366	A set of accessories with the unit (Includes Tube, Plate, etc.)	1	1	1

## NOTE:

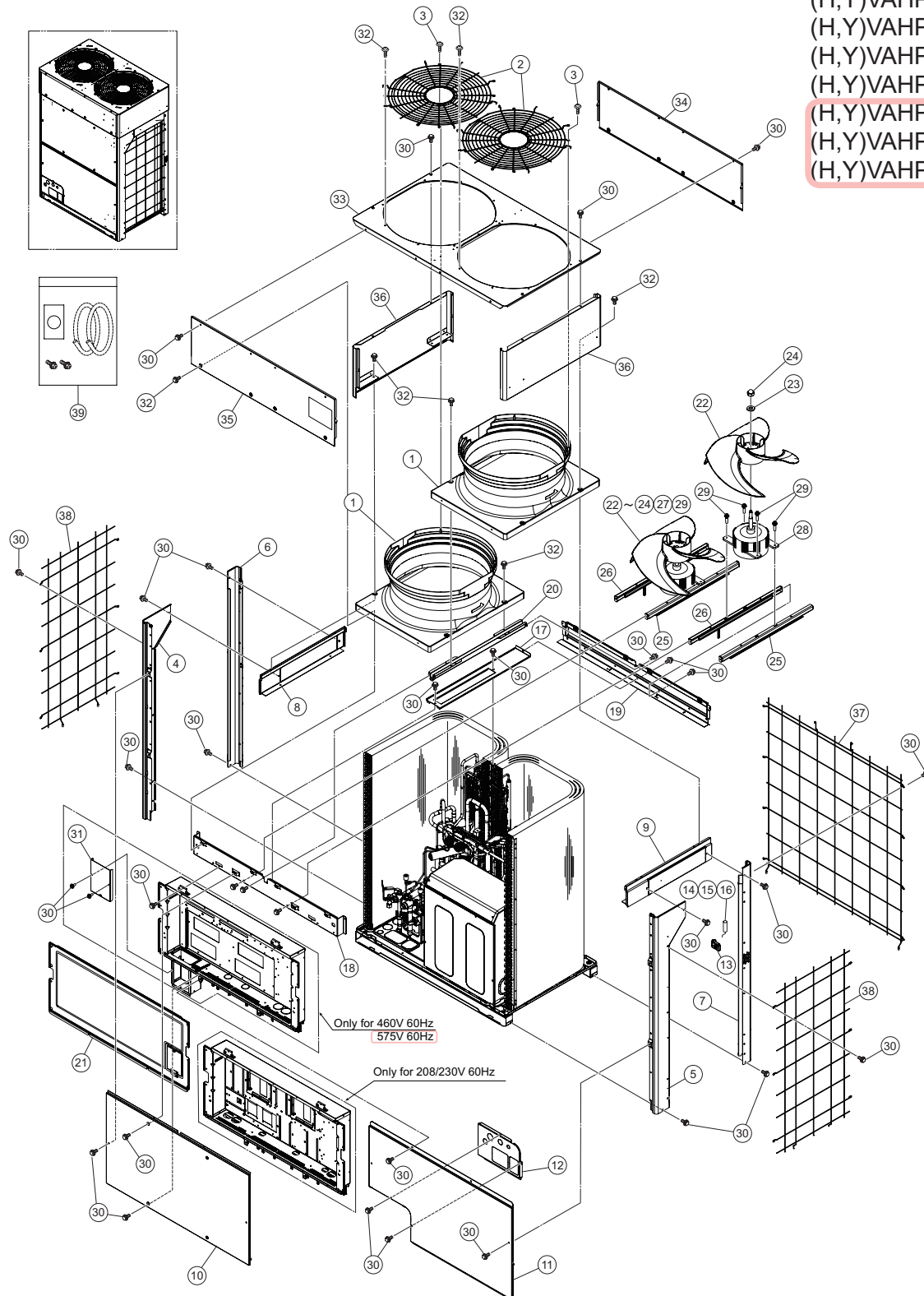
The parts without order number are the custom-ordered, and these are not mentioned in the price list. When ordering them, the part name and the drawing number are required.

Contact your distributor for the delivery date and price of parts.

# LOCATION OF SERVICE PARTS IN THE UNIT for Outdoor Unit (VRF Heat Pump)

## < Cabinet and Fan >

MODEL: (H,Y)VAHP096B32S  
 (H,Y)VAHP120B32S  
 (H,Y)VAHP144B32S  
 (H,Y)VAHP096B42S  
 (H,Y)VAHP120B42S  
 (H,Y)VAHP144B42S  
 (H,Y)VAHP096B52S  
 (H,Y)VAHP120B52S  
 (H,Y)VAHP144B52S



A	Truss Head Tapping Screw		F	Stud Bolt	
B	Round Head Screw		G	Nut	
C	Flat Head Screw		H	Washer	
D	Pan Head Tapping Screw		J	Spring Lock Washer	
E	Hexagon Head Bolt		K	Tooth Lock Washer	

NOTE:  
 A protective coating like zinc is applied to iron and steel for unspecified materials like a bolt or screw.

### NOTE:

The parts without order number are the custom-ordered, and these are not mentioned in the price list. When ordering them, the part name and the drawing number are required.  
 Contact your distributor for the delivery date and price of parts.



# SERVICE PARTS LIST for Outdoor Unit (VRF Heat Pump)

MODEL: (H,Y)VAHP168B32S, (H,Y)VAHP192B32S  
(H,Y)VAHP168B42S, (H,Y)VAHP192B42S  
(H,Y)VAHP168B52S, (H,Y)VAHP192B52S

(P0173x-03)

					Voltage		
					208/230V 60Hz	460V 60Hz	575V 60Hz
No.	Part Name	Replacement Part		Remarks	Q'ty Per Unit		
		Draw. No.	Order No.		(H,Y)VAHP168B32S (H,Y)VAHP192B32S	(H,Y)VAHP168B42S (H,Y)VAHP192B42S	(H,Y)VAHP168B52S (H,Y)VAHP192B52S
1	Fan Cover	17A26172A	P31030		2	2	2
2	Air Outlet Grille	17F21586A	P31344		2	2	2
3	Screw	464M0416	-		8	8	8
4	Side Cover LF	17H32837A	P31043		1	1	1
5	Side Cover RF	17H32837D	P31044		1	1	1
6	Side Cover LB	17H32839A	P31046		1	1	1
7	Side Cover RB	17H32839D	P31047		1	1	1
8	Side Cover LM	17F17657A	P31048		1	1	1
9	Side Cover RM	17F17657D	P31049		1	1	1
10	Service Cover	17B47419D	P31036		1	1	1
11	Front Cover	17B47421A	P31038		1	1	1
12	Pipe Cover	17F20955A	P31347		1	1	1
13	Thermistor Cover	17B47908A	P31042	for Ta Thermistor	1	1	1
14	Thermistor	17C59663A	P22520	THM7: for Ambient (Ta)	1	1	1
15	TH Plate	17D49473A	R4431		1	1	1
16	Protective Tube	17H12425C	P31136	Thermistor Protection Tube (33ft (10m))	1	1	1
17	Plate	17H33521A	-		1	1	1
18	Vertical Stay	17F17633A	-		1	1	1
19	Front Cover Assy	17F19596A	P31039		1	1	1
20	Front Stay	17F17661A	-		1	1	1
21	Rear Stay	17F17664D	-		1	1	1
22	Upper Stay	17F17669A	-		1	1	1
23	Electrical Box Cover	17F21016A	-		1	1	1
24	Propeller Fan	17A21604C	P31021	φ25-3/8inch (φ644mm)	2	2	2
25	Washer	17E08525E	P23249	SUS	2	2	2
26	Closing Nut	17D50034D	P23248	SUS, M10	2	2	2
27	Motor Clamp R	17H28553A	P31027		2	2	2
28	Motor Clamp L	17H28553C	P31028		2	2	2
29	Fan Motor L	17A25499A	P31023	MOF1: L-HJ-750-A-1	1		
		17A26828A	P31319	MOF1: L-HJ-750-E4-1		1	1
30	Fan Motor R	17A25499B	P31024	MOF2: L-HJ-750-B-1	1		
		17A26828B	P31320	MOF2: L-HJ-750-F4-1		1	1
31	M6 SUS Screw	17D30320H	P29749	for Fan Motor	8	8	8
32	Special Screw	17H12637A	-		145	147	147
33	TB Box Cover	17H32437A	-			1	1
34	Special Screw	17G84611D	P27991		24	24	24
35	Upper Cover	17F20924A	P31350		1	1	1
36	Cover Assy B	17F21704A	P31355		1	1	
		17F21704G	-				1
37	Cover Assy F	17F21704D	P31356		1	1	
		17F21704K	-				1
38	Cover Assy LR	17F21705A	P31357		2	2	
		17F21705D	-				2
39	Middle Stay	17F20231A	P31338		1	1	1

## NOTE:

The parts without order number are the custom-ordered, and these are not mentioned in the price list. When ordering them, the part name and the drawing number are required.

Contact your distributor for the delivery date and price of parts.

**MODEL:** (H,Y)VAHP168B32S, (H,Y)VAHP192B32S  
(H,Y)VAHP168B42S, (H,Y)VAHP192B42S  
(H,Y)VAHP168B52S, (H,Y)VAHP192B52S

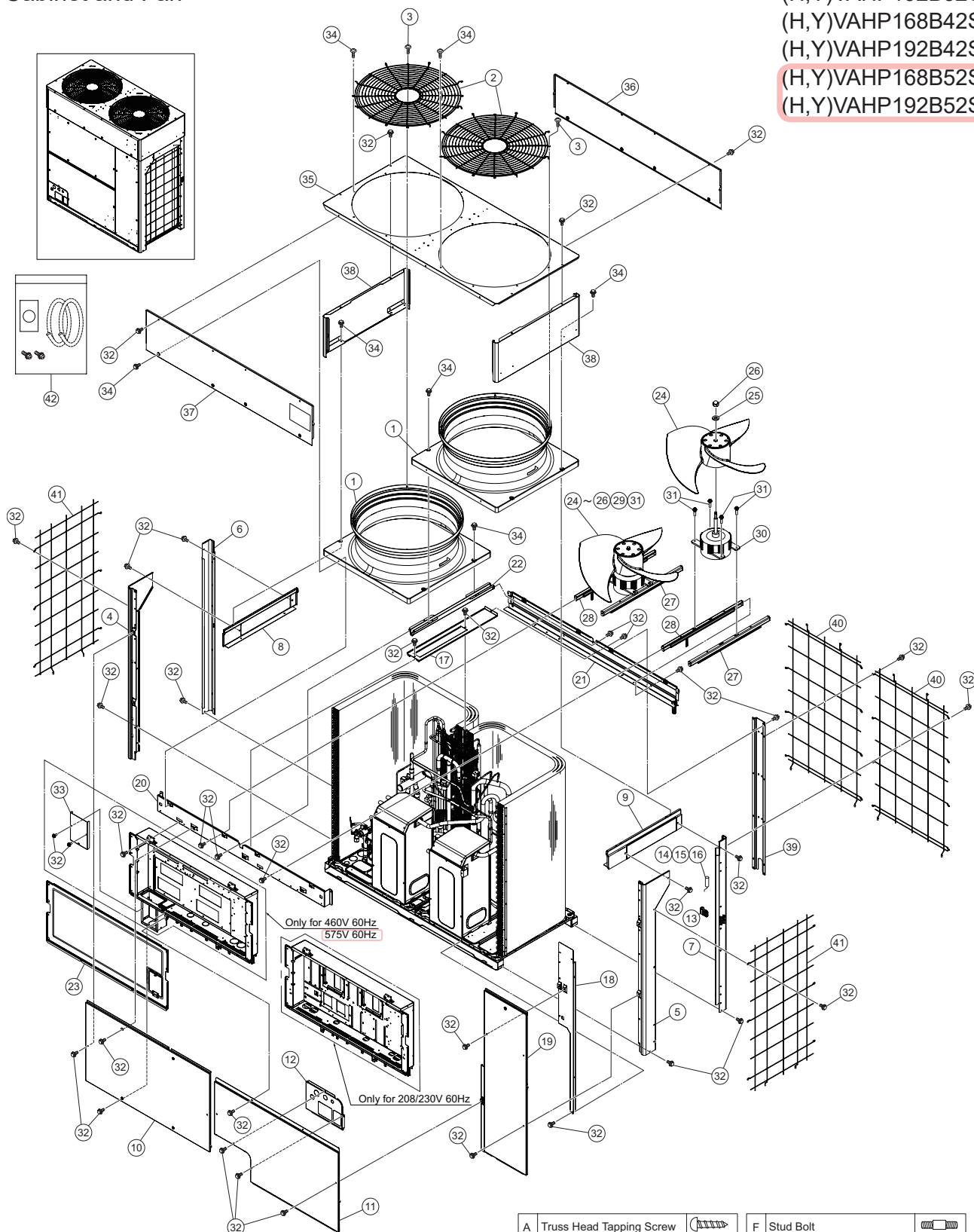
Voltage		
208/230V 60Hz	460V 60Hz	575V 60Hz

- 6 -

# LOCATION OF SERVICE PARTS IN THE UNIT for Outdoor Unit (VRF Heat Pump)

## < Cabinet and Fan >

MODEL: (H,Y)VAHP168B32S  
(H,Y)VAHP192B32S  
(H,Y)VAHP168B42S  
(H,Y)VAHP192B42S  
(H,Y)VAHP168B52S  
(H,Y)VAHP192B52S



A	Truss Head Tapping Screw		F	Stud Bolt	
B	Round Head Screw		G	Nut	
C	Flat Head Screw		H	Washer	
D	Pan Head Tapping Screw		J	Spring Lock Washer	
E	Hexagon Head Bolt		K	Tooth Lock Washer	

NOTE:  
A protective coating like zinc is applied to iron and steel for unspecified materials like a bolt or screw.

### NOTE:

The parts without order number are the custom-ordered, and these are not mentioned in the price list. When ordering them, the part name and the drawing number are required.  
Contact your distributor for the delivery date and price of parts.

# SERVICE PARTS LIST for Outdoor Unit (VRF Heat Pump)

MODEL: (H,Y)VAHP072B32S, (H,Y)VAHP072B42S, (H,Y)VAHP072B52S

(P0173x-04)

					Voltage		
					208/230V 60Hz	460V 60Hz	575V 60Hz
No.	Part Name	Replacement Part		Remarks	Q'ty Per Unit		
		Draw. No.	Order No.		(H,Y)VAHP072B32S	(H,Y)VAHP072B42S	(H,Y)VAHP072B52S
1	INV Compressor	17F22205A	06964600	MC1: DC80PHD-A2Y2	1		
		17F22205B	06964604	MC1: DC80PHD-D2Y2		1	1
2	Vibration Absorber	17D21147B	P28639		4	4	4
3	Vibration Absorber	17D21207A	P13109		3	3	3
4	Nut	17D49475A	P21245		3	3	3
5	Crankcase Heater	17B48790C	P31325	CH1: 37.3W, Belt Heater	3	3	3
6	Rubber Cap	17B29767A	P24397		1	1	1
7	C-Cover Stay	17F18360C	-		1	1	1
8	C-Cover U	17F18362A	-		1	1	1
9	C-Cover L Assy	17H31111C	-		1	1	1
9-1	C-Cover L	17H30009C	-		1	1	1
9-2	Sound Proof Sheet	17H30827A	P31062		1	1	
		17H37757A	P32103				1
9-3	Rubber Bush	17H33253A	P31359		3	3	3
10	C-Cover F Assy	17H31113A	-		1	1	1
10-1	C-Cover F	17H30011A	-		1	1	1
10-2	Sound Proof Sheet	17H30828A	P31063		1	1	
		17H37758A	P32104				1
11	C-Cover R Assy	17H31556A	-		1	1	1
12	Accumulator	17B47329A	P31058		1	1	1
13	Oil Container Assy	17H30358A	-		1	1	1
13-1	Access Port	17C75461D	P29350		1	1	1
14	V Stay Assy	17H30705A	-		1	1	1
15	D-Pipe Assy	17B47943C	-		1	1	1
15-1	Oil Separator	17F19258A	P31064		1	1	1
15-2	Check Valve	17F18046A	P31065		1	1	1
15-3	Strainer	17D55178A	P16943		1	1	1
15-4	Pressure Switch	17F07182A	P28823	PSH1: ACB-1UB59	1	1	1
16	L-Pipe Assy	17B47970A	-	Applies to products manufactured until April 2019	1	1	
		17B49020A	-	Applies to products manufactured from May 2019	1	1	1
16-1	Double Pipe	17H31391A	-	Applies to products manufactured until April 2019	1	1	
		17H33770A	-	Applies to products manufactured from May 2019	1	1	1
16-2	Band	17G00129F	-		2	2	2
16-3	Expansion Valve	17F05654A	P28614	MVB: UKV-25D174 without Coil	1	1	1
16-4	EXPV. Coil	17C78180C	P27606	MVB: UKV-040E or UKV-A035	1	1	1
16-5	Strainer	17D55178A	P16943		1	1	1
16-6	Stop Valve	17F17387A	P29837	OD: 3/8	1	1	1
16-7	Special Screw	17D30320F	P25673	SUS, M6	2	2	2
17	Reversing Valve Assy	17B47973A	-		1	1	1
17-1	Reversing Valve	17F06923A	P29253	RVR2: STF-H0712 without Coil	1	1	1
17-2	Coil	17F20885A	P31327	RVR2: STF-H01AQ2338A1	1	1	1
17-3	Solenoid Valve	17F14670A	P31176	SVA: FDF5A11A without Coil	1	1	1

## NOTE:

The parts without order number are the custom-ordered, and these are not mentioned in the price list. When ordering them, the part name and the drawing number are required.

Contact your distributor for the delivery date and price of parts.

**MODEL: (H,Y)VAHP072B32S, (H,Y)VAHP072B42S, (H,Y)VAHP072B52S**

Voltage		
208/230V 60Hz	460V 60Hz	575V 60Hz

- 9 -

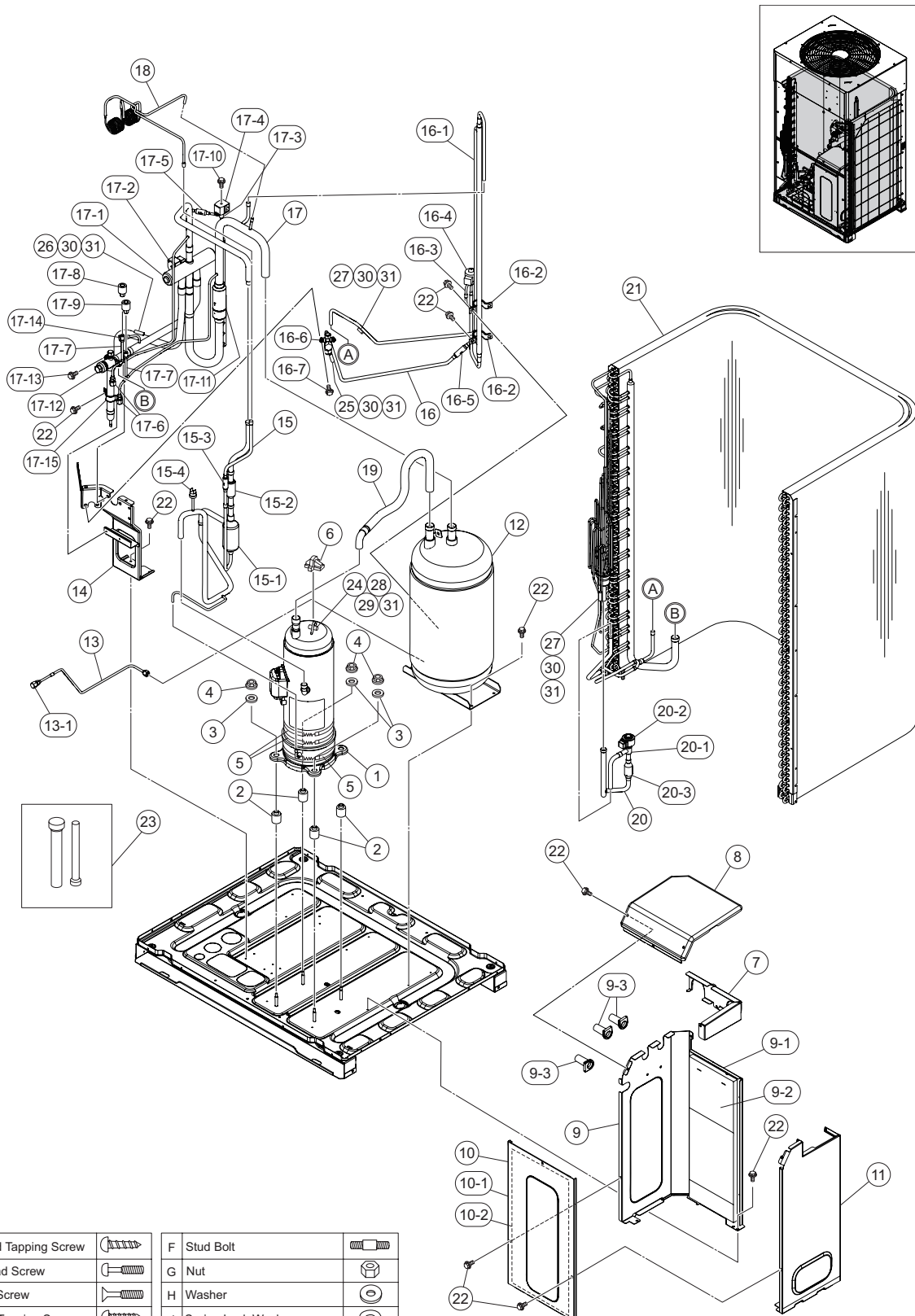
# LOCATION OF SERVICE PARTS IN THE UNIT for Outdoor Unit (VRF Heat Pump)

MODEL: (H,Y)VAHP072B32S

(H,Y)VAHP072B42S

(H,Y)VAHP072B52S

< Refrigerant Cycle >



## NOTE:

A protective coating like zinc is applied to iron and steel for unspecified materials like a bolt or screw.

## NOTE:

The parts without order number are the custom-ordered, and these are not mentioned in the price list. When ordering them, the part name and the drawing number are required.

Contact your distributor for the delivery date and price of parts.



# SERVICE PARTS LIST for Outdoor Unit (VRF Heat Pump)

MODEL: (H,Y)VAHP096B32S, (H,Y)VAHP096B42S, (H,Y)VAHP096B52S

(P0173x-05)

					Voltage		
					208/230V 60Hz	460V 60Hz	575V 60Hz
No.	Part Name	Replacement Part		Remarks	Q'ty Per Unit		
		Draw. No.	Order No.		(H,Y)VAHP096B32S	(H,Y)VAHP096B42S	(H,Y)VAHP096B52S
1	INV Compressor	17F22205A	06964600	MC1: DC80PHD-A2Y2	1		
		17F22205B	06964604	MC1: DC80PHD-D2Y2		1	1
2	Vibration Absorber	17D21147B	P28639		4	4	4
3	Vibration Absorber	17D21207A	P13109		3	3	3
4	Nut	17D49475A	P21245		3	3	3
5	Crankcase Heater	17B48790C	P31325	CH1: 37.3W, Belt Heater	3	3	3
6	Rubber Cap	17B29767A	P24397		1	1	1
7	C-Cover Stay	17F18360A	-		1	1	1
8	C-Cover U	17F18362A	-		1	1	1
9	C-Cover L Assy	17H34143A	-		1	1	1
9-1	C-Cover L	17H34142A	-		1	1	1
9-2	Sound Proof Sheet	17H30827A	P31062		1	1	
		17H37757A	P32103				1
9-3	Rubber Bush	17H33253A	P31359		3	3	3
10	C-Cover F Assy	17H31113A	-		1	1	1
10-1	C-Cover F	17H30011A	-		1	1	1
10-2	Sound Proof Sheet	17H30828A	P31063		1	1	
		17H37758A	P32104				1
11	C-Cover R Assy	17H31556A	-		1	1	1
12	Accumulator	17B48098A	P31060		1	1	1
13	Oil Container Assy	17H30437A	-		1	1	1
13-1	Access Port	17C75461D	P29350		1	1	1
14	V Stay Assy	17H30705A	-		1	1	1
15	D-Pipe Assy	17B47943C	-		1	1	1
15-1	Oil Separator	17F19258A	P31064		1	1	1
15-2	Check Valve	17F18046A	P31065		1	1	1
15-3	Strainer	17D55178A	P16943		1	1	1
15-4	Pressure Switch	17F07182A	P28823	PSH1: ACB-1UB59	1	1	1
16	L-Pipe Assy	17B47983A	-	Applies to products manufactured until April 2019	1	1	
		17B49021A	-	Applies to products manufactured from May 2019	1	1	1
16-1	Double Pipe	17F05849F	-	Applies to products manufactured until April 2019	1	1	
		17F21272F	-	Applies to products manufactured from May 2019	1	1	1
16-2	Plate Stay	17H30158A	-		1	1	1
16-3	Plate Clamp	17E25685A	-		1	1	1
16-4	Rubber Seat	17H10681A	-		1	1	1
16-5	Expansion Valve	17F05654A	P28614	MVB: UKV-25D174 without Coil	1	1	1
16-6	EXPV. Coil	17C78180C	P27606	MVB: UKV-U040E or UKV-A035	1	1	1
16-7	Strainer	17G62700A	P25041		1	1	1
16-8	Stop Valve	17F15943A	P31362	OD: 1/2	1	1	1
16-9	Special Screw	17D30320F	P25673	SUS, M6	2	2	2
17	Reversing Valve Assy	17B47986C	-		1	1	1
17-1	Reversing Valve	17F06923A	P29253	RVR2: STF-H0712 without Coil	1	1	1
17-2	Coil	17F20885A	P31327	RVR2: STF-H01AQ2338A1	1	1	1

## NOTE:

The parts without order number are the custom-ordered, and these are not mentioned in the price list. When ordering them, the part name and the drawing number are required.

Contact your distributor for the delivery date and price of parts.

**MODEL: (H,Y)VAHP096B32S, (H,Y)VAHP096B42S, (H,Y)VAHP096B52S**

Voltage		
208/230V 60Hz	460V 60Hz	575V 60Hz

**NOTE:**  
The parts without order number are the custom-ordered, and these are not mentioned in the price list. When ordering them, the part name and the drawing number are required.  
Contact your distributor for the delivery date and price of parts.

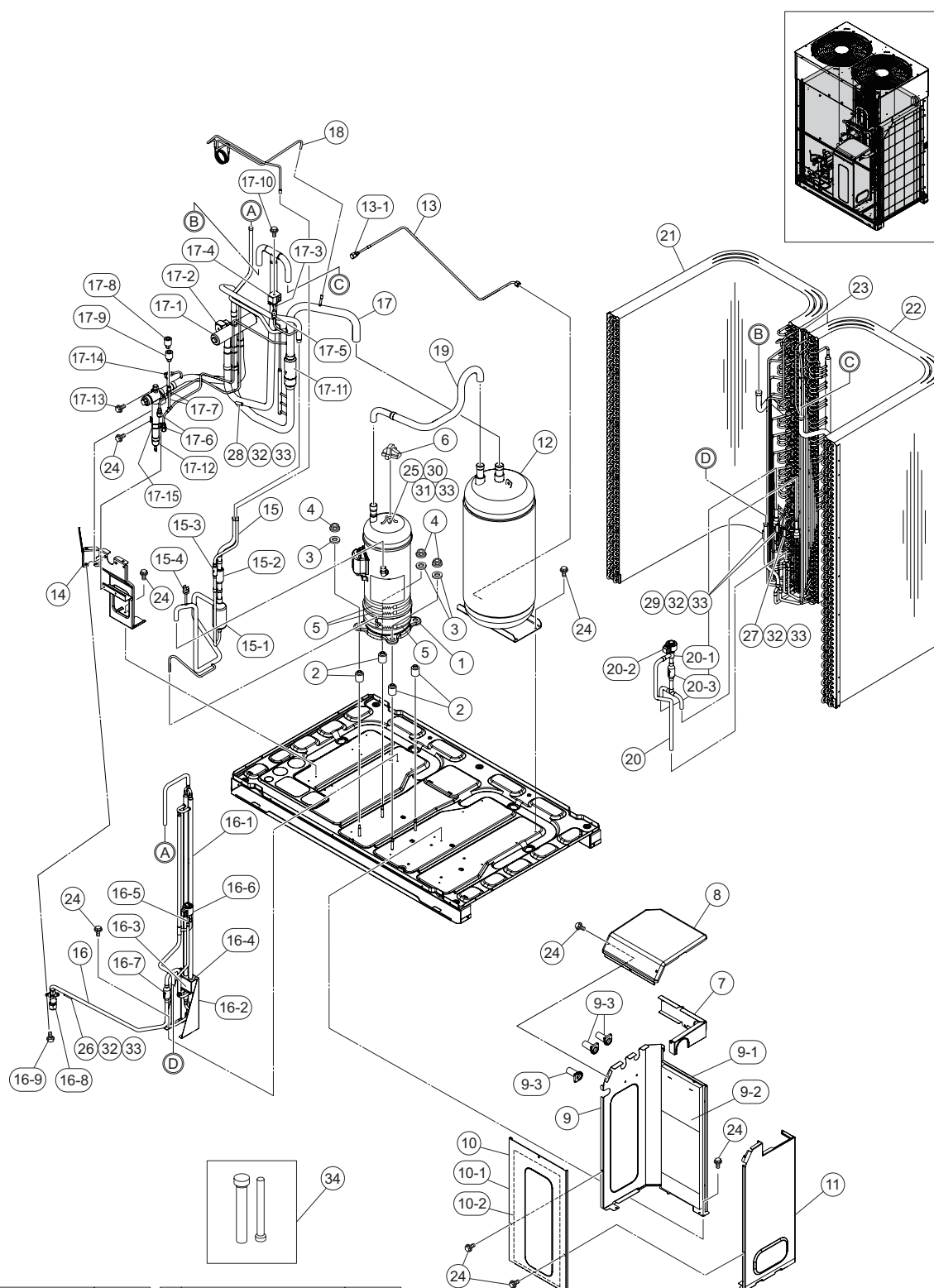
# LOCATION OF SERVICE PARTS IN THE UNIT for Outdoor Unit (VRF Heat Pump)

MODEL: (H,Y)VAHP096B32S

(H,Y)VAHP096B42S

(H,Y)VAHP096B52S

< Refrigerant Cycle >



A	Truss Head Tapping Screw		F	Stud Bolt	
B	Round Head Screw		G	Nut	
C	Flat Head Screw		H	Washer	
D	Pan Head Tapping Screw		J	Spring Lock Washer	
E	Hexagon Head Bolt		K	Tooth Lock Washer	

## NOTE:

A protective coating like zinc is applied to iron and steel for unspecified materials like a bolt or screw.

## NOTE:

The parts without order number are the custom-ordered, and these are not mentioned in the price list. When ordering them, the part name and the drawing number are required.

Contact your distributor for the delivery date and price of parts.

# SERVICE PARTS LIST for Outdoor Unit (VRF Heat Pump)

**MODEL: (H,Y)VAHP120B32S, (H,Y)VAHP144B32S**  
**(H,Y)VAHP120B42S, (H,Y)VAHP144B42S**  
**(H,Y)VAHP120B52S, (H,Y)VAHP144B52S**

(P0173x-06)

MODEL: (H,Y)VAHP120B32S, (H,Y)VAHP144B32S (H,Y)VAHP120B42S, (H,Y)VAHP144B42S (H,Y)VAHP120B52S, (H,Y)VAHP144B52S					(H,Y)VAHP120B32S, (H,Y)VAHP144B32S, (H,Y)VAHP120B42S, (H,Y)VAHP144B42S, (H,Y)VAHP120B52S, (H,Y)VAHP144B52S					
					Voltage					
					208/230V 60Hz	460V 60Hz		575V 60Hz		
No.	Part Name	Replacement Part		Remarks	Q'ty Per Unit					
		Draw. No.	Order No.		(H,Y)VAHP120B32S	(H,Y)VAHP144B32S	(H,Y)VAHP120B42S	(H,Y)VAHP144B42S	(H,Y)VAHP120B52S	(H,Y)VAHP144B52S
1	INV Compressor	17F22203A	06950200	MC1, MC2: AA50PHD-A2Y2	2	2				
		17F22203B	06950204	MC1, MC2: AA50PHD-D2Y2			2	2	2	2
2	Vibration Absorber	17D21147B	P28639		8	8	8	8	8	8
3	Vibration Absorber	17D21207A	P13109		6	6	6	6	6	6
4	Nut	17D49475A	P21245		6	6	6	6	6	6
5	Crankcase Heater	17B48790A	P31323	CH1: 37.3W, Belt Heater	3	3	3	3	3	3
6	Crankcase Heater	17B48790B	P31324	CH2: 37.3W, Belt Heater	3	3	3	3	3	3
7	Rubber Cap	17B29767A	P24397		2	2	2	2	2	2
8	C-Cover Stay	17F18363A	-		1	1	1	1	1	1
9	C-Cover U	17F18366A	-		1	1	1	1	1	1
10	C-Cover L Assy	17H34143A	-		1	1	1	1	1	1
10-1	C-Cover L	17H34142A	-		1	1	1	1	1	1
10-2	Sound Proof Sheet	17H30827A	P31062		2	2	2	2		
		17H37757A	P32103						2	2
10-3	Rubber Bush	17H33253A	P31359		3	3	3	3	3	3
11	C-Cover B Assy	17H31112A	-		1	1	1	1	1	1
11-1	C-Cover B	17H30010A	-		1	1	1	1	1	1
12	C-Cover F Assy	17H31114A	-		1	1	1	1	1	1
12-1	C-Cover F	17H30012A	-		1	1	1	1	1	1
12-2	Sound Proof Sheet	17H30828A	P31063		2	2	2	2		
		17H37758A	P32104						2	2
13	C-Cover R Assy	17H31556A	-		1	1	1	1	1	1
14	Accumulator	17B48099A	P31061		1	1	1	1	1	1
15	Oil Container Assy	17H30437A	-		1	1	1	1	1	1
15-1	Access Port	17C75461D	P29350		1	1	1	1	1	1
16	V Stay Assy	17H30705A	-		1	1	1	1	1	1
17	D-Pipe Assy	17B47942C	-		2	2	2	2	2	2
17-1	Oil Separator	17F19258A	P31064		2	2	2	2	2	2
17-2	Check Valve	17F18046A	P31065		2	2	2	2	2	2
17-3	Strainer	17D55178A	P16943		2	2	2	2	2	2
17-4	Pressure Switch	17F07182A	P28823	PSH1, PSH2: ACB-1UB59	2	2	2	2	2	2
18	L-Pipe Assy	17B47983A	-	Applies to products manufactured until April 2019	1	1	1	1		
		17B49021A	-	Applies to products manufactured from May 2019	1	1	1	1	1	1
18-1	Double Pipe	17F05849F	-	Applies to products manufactured until April 2019	1	1	1	1		
		17F21272F	-	Applies to products manufactured from May 2019	1	1	1	1	1	1
18-2	Plate Stay	17H30158A	-		1	1	1	1	1	1
18-3	Plate Clamp	17E25685A	-		1	1	1	1	1	1
18-4	Rubber Seat	17H10681A	-		1	1	1	1	1	1
18-5	Expansion Valve	17F05654A	P28614	MVB: UKV-25D174 without Coil	1	1	1	1	1	1
18-6	EXPV. Coil	17C78180C	P27606	MVB: UKV-U040E or UKV-A035	1	1	1	1	1	1
18-7	Strainer	17G62700A	P25041		1	1	1	1	1	1
18-8	Stop Valve	17F15943A	P31362	OD: 1/2	1	1	1	1	1	1
18-9	Special Screw	17D30320F	P25673	SUS, M6	2	2	2	2	2	2

## NOTE:

The parts without order number are the custom-ordered, and these are not mentioned in the price list. When ordering them, the part name and the drawing number are required.

Contact your distributor for the delivery date and price of parts.

# SERVICE PARTS LIST for Outdoor Unit (VRF Heat Pump)

**MODEL: (H,Y)VAHP120B32S, (H,Y)VAHP144B32S**  
**(H,Y)VAHP120B42S, (H,Y)VAHP144B42S**  
**(H,Y)VAHP120B52S, (H,Y)VAHP144B52S**

(P0173x-06)

MODEL: (H,Y)VAHP120B32S, (H,Y)VAHP144B32S (H,Y)VAHP120B42S, (H,Y)VAHP144B42S (H,Y)VAHP120B52S, (H,Y)VAHP144B52S					Voltage					
					208/230V 60Hz	460V 60Hz		575V 60Hz		
						Q'ty Per Unit				
No.	Part Name	Draw. No.	Order No.	Remarks	(H,Y)VAHP120B32S	(H,Y)VAHP144B32S	(H,Y)VAHP120B42S	(H,Y)VAHP144B42S	(H,Y)VAHP120B52S	(H,Y)VAHP144B52S
19	Reversing Valve Assy	17B48880C	-		1	1	1	1	1	1
19-1	Reversing Valve	17F06923A	P29253	RVR2: STF-H0712 without Coil	1	1	1	1	1	1
19-2	Coil	17F20885A	P31327	RVR2: STF-H01AQ2338A1	1	1	1	1	1	1
19-3	Solenoid Valve	17F14670A	P31176	SVA: FDF5A11 without Coil	1	1	1	1	1	1
19-4	Coil	17F14671E	P31361	SVA: FQ-A0520D	1	1	1	1		
		17F14671D	P31180	SVA: FQ-A0522G					1	1
19-5	Strainer	17G62701A	P25036		1	1	1	1	1	1
19-6	Access Port	17C75461B	P25933		2	2	2	2	2	2
19-7	PGC Joint	17C93010A	P27887		2	2	2	2	2	2
19-8	Pressure Sensor (D)	17B46255D	P31107	PD: NSK-BH050F-565	1	1	1	1	1	1
19-9	Pressure Sensor (S)	17B46256D	P31108	PS: NSK-BH020F-565	1	1	1	1	1	1
19-10	Screw	17H32504A	P31227	for Solenoid Valve	1	1	1	1	1	1
19-11	Strainer	17G87733A	P27603		1	1	1	1	1	1
19-12	Stop Valve	17F09234A	P29261	OD: 1/1	1	1	1	1	1	1
19-13	Special Screw	17D30320F	P25673	SUS, M6	2	2	2	2	2	2
19-14	Access Port	17C75461C	R4844		1	1	1	1	1	1
19-15	Band	17G00129E	-		1	1	1	1	1	1
20	Oil Return Pipe	17F19384A	P31123		1	1	1	1	1	1
21	Oil Return Pipe	17F19385A	P31124		1	1	1	1	1	1
22	S-Pipe Assy	17H30246A	-		1	1	1	1	1	1
23	S-Pipe Assy	17H30247A	-		1	1	1	1	1	1
24	Expansion Valve Assy	17H30438A	-		1	1	1	1	1	1
24-1	Expansion Valve	17F07288A	P29262	MV1: PAM-BBOYGHS-1 without Coil	1	1	1	1	1	1
24-2	EXPV. Coil	17F07287A	P29263	MV1: PAM-MD12HS-7	1	1	1	1	1	1
24-3	Strainer	17G62700A	P25041		1	1	1	1	1	1
25	Heat Exchanger	17B48086A	-		1	1	1	1	1	1
26	Heat Exchanger	17B48087A	-		1	1	1	1	1	1
27	Stay for Heat Exchanger	17F18717A	-		1	1	1	1	1	1
28	Special Screw	17H12637A	-		25	25	25	25	25	25
29	Accessory Pipe Assy	17H11054C	-		1		1		1	
		17H11054F	-			1		1		1
30	Thermistor	17B24597A	P22521	TD1 (THM8) & TD2 (THM9)	2	2	2	2	2	2
31	Thermistor	17C59664A	P22523	TCHG (THM17) for Pipe Temperature	1	1	1	1	1	1
32	Thermistor	17C59664E	P23507	TE2 (THM11) for Pipe Temperature	1	1	1	1	1	1
33	Thermistor	17C59664E	P23507	TG (THM12) for Pipe Temperature	1	1	1	1	1	1
34	Thermistor	17C59664E	P23507	TE1 (THM10) & TSC (THM23) for Pipe Temperature	2	2	2	2	2	2
35	TH Plate	17D82987A	P26927		2	2	2	2	2	2
36	TH Plate	17D40794A	P26928		2	2	2	2	2	2
37	TH Plate	17D49473A	R4431		5	5	5	5	5	5
38	Protective Tube	17H12425A	P28838	Thermistor Protection Tube (33ft (10m))	1	1	1	1	1	1

## NOTE:

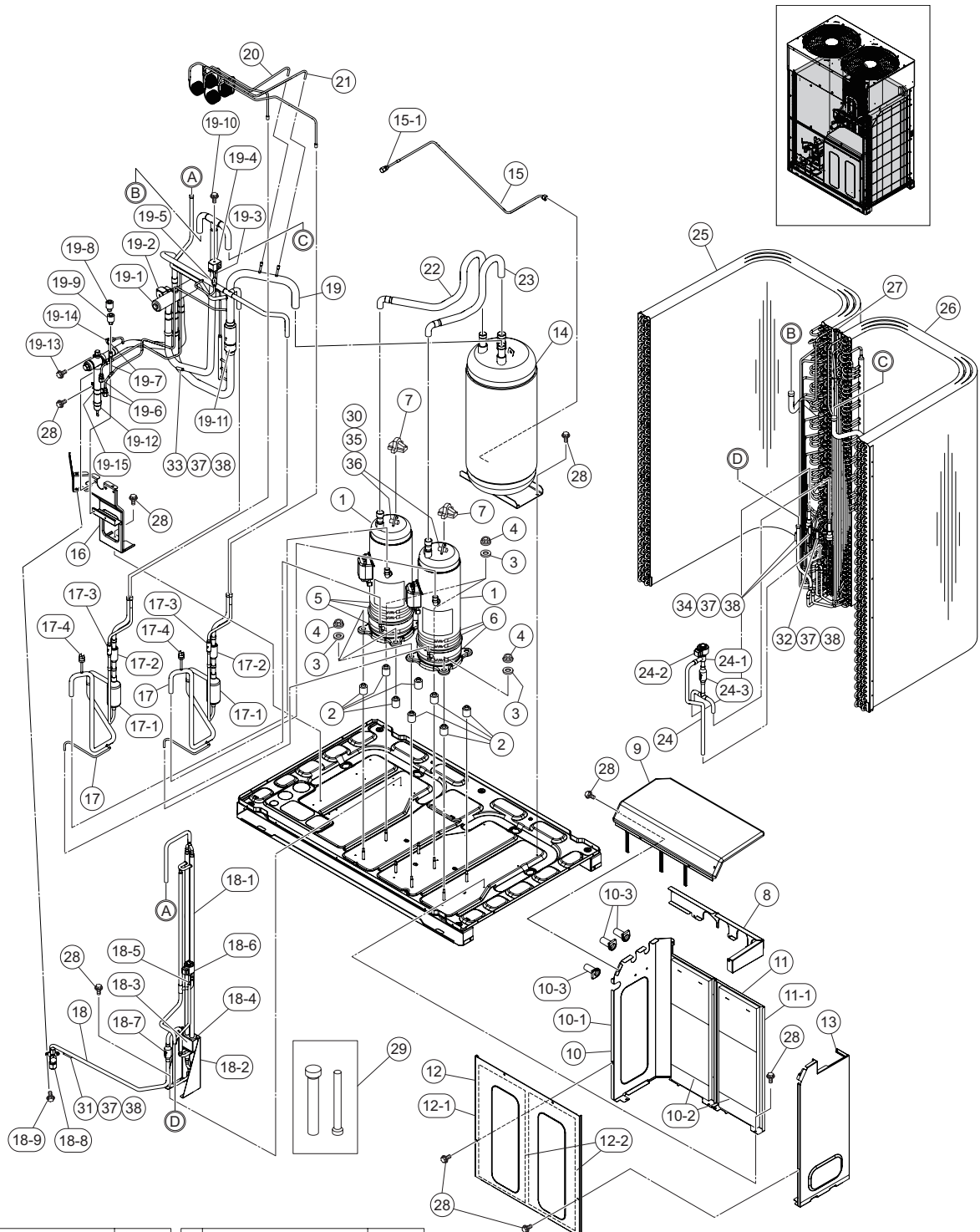
The parts without order number are the custom-ordered, and these are not mentioned in the price list. When ordering them, the part name and the drawing number are required.

Contact your distributor for the delivery date and price of parts.

# LOCATION OF SERVICE PARTS IN THE UNIT for Outdoor Unit (VRF Heat Pump)

MODEL: (H,Y)VAHP120B32S  
 (H,Y)VAHP144B32S  
 (H,Y)VAHP120B42S  
 (H,Y)VAHP144B42S  
 (H,Y)VAHP120B52S  
 (H,Y)VAHP144B52S

## < Refrigerant Cycle >



A	Truss Head Tapping Screw		F	Stud Bolt	
B	Round Head Screw		G	Nut	
C	Flat Head Screw		H	Washer	
D	Pan Head Tapping Screw		J	Spring Lock Washer	
E	Hexagon Head Bolt		K	Tooth Lock Washer	

NOTE:  
 A protective coating like zinc is applied to iron and steel for unspecified materials like a bolt or screw.

### NOTE:

The parts without order number are the custom-ordered, and these are not mentioned in the price list. When ordering them, the part name and the drawing number are required.  
 Contact your distributor for the delivery date and price of parts.



# SERVICE PARTS LIST for Outdoor Unit (VRF Heat Pump)

**MODEL: (H,Y)VAHP168B32S, (H,Y)VAHP192B32S  
(H,Y)VAHP168B42S, (H,Y)VAHP192B42S  
(H,Y)VAHP168B52S, (H,Y)VAHP192B52S**

(P0173x-07)

					Voltage		
					208/230V 60Hz	460V 60Hz	575V 60Hz
No.	Part Name	Replacement Part		Remarks	Q'ty Per Unit		
		Draw. No.	Order No.		(H,Y)VAHP168B32S (H,Y)VAHP192B32S	(H,Y)VAHP168B42S (H,Y)VAHP192B42S	(H,Y)VAHP168B52S (H,Y)VAHP192B52S
1	INV Compressor	17F22205A	06964600	MC1, MC2: DC80PHD-A2Y2	2		
		17F22205B	06964604	MC1, MC2: DC80PHD-D2Y2		2	2
2	Vibration Absorber	17D21147B	P28639		8	8	8
3	Vibration Absorber	17D21207A	P13109		6	6	6
4	Nut	17D49475A	P21245		6	6	6
5	Crankcase Heater	17B48790C	P31325	CH1: 37.3W, Belt Heater	3	3	3
6	Crankcase Heater	17B48790D	P31326	CH2: 37.3W, Belt Heater	3	3	3
7	Rubber Cap	17B29767A	P24397		2	2	2
8	C-Cover Stay	17F18360A	-		2	2	2
9	C-Cover U	17F18362A	-		2	2	2
10	C-Cover L Assy	17H31111C	-		2	2	2
10-1	C-Cover L	17H30009C	-		2	2	2
10-2	Sound Proof Sheet	17H30827A	P31062		2	2	
		17H37757A	P32103				2
10-3	Rubber Bush	17H33253A	P31359		6	6	6
11	C-Cover F Assy	17H31113A	-		2	2	2
11-1	C-Cover F	17H30011A	-		2	2	2
11-2	Sound Proof Sheet	17H30828A	P31063		2	2	
		17H37758A	P32104				2
12	C-Cover R Assy	17H31556A	-		1	1	1
13	Accumulator	17B47331A	P31059		1	1	1
14	Oil Container Assy	17H30664A	-		1	1	1
14-1	Access Port	17C75461D	P29350		1	1	1
15	V Stay Assy	17H30705A	-		1	1	1
16	D-Pipe Assy	17B47943C	-		2	2	2
16-1	Oil Separator	17F19258A	P31064		2	2	2
16-2	Check Valve	17F18046A	P31065		2	2	2
16-3	Strainer	17D55178A	P16943		2	2	2
16-4	Pressure Switch	17F07182A	P28823	PSH1, PSH2: ACB-1UB59	2	2	2
17	L-Pipe Assy	17B48882A	-	Applies to products manufactured until April 2019	1	1	
		17B49025A	-	Applies to products manufactured from May 2019	1	1	1
17-1	Double Pipe	17F19919A	-	Applies to products manufactured until April 2019	1	1	
		17F21273A	-	Applies to products manufactured from May 2019	1	1	1
17-2	Plate Stay	17H30158A	-		1	1	1
17-3	Plate Clamp	17E25685A	-		1	1	1
17-4	Rubber Seat	17H10681A	-		1	1	1
17-5	Expansion Valve	17F05654A	P28614	MVB: UKV-25D174 without Coil	1	1	1
17-6	EXPV. Coil	17C78180C	P27606	MVB: UKV-U040E or UKV-A035	1	1	1
17-7	Strainer	17G62700A	P25041		1	1	1
17-8	Stop Valve	17F15944A	P29912	OD: 5/8	1	1	1
17-9	Special Screw	17D30320F	P25673	SUS, M6	2	2	2
18	Reversing Valve Assy	17B48881A	-		1	1	1
18-1	Reversing Valve	17B36157A	P26755	RVR2: STF-1511G without Coil	1	1	1

## NOTE:

The parts without order number are the custom-ordered, and these are not mentioned in the price list. When ordering them, the part name and the drawing number are required.

Contact your distributor for the delivery date and price of parts.

# SERVICE PARTS LIST for Outdoor Unit (VRF Heat Pump)

**MODEL: (H,Y)VAHP168B32S, (H,Y)VAHP192B32S**  
**(H,Y)VAHP168B42S, (H,Y)VAHP192B42S**  
**(H,Y)VAHP168B52S, (H,Y)VAHP192B52S**

(P0173x-07)

					Voltage		
					208/230V 60Hz	460V 60Hz	575V 60Hz
No.	Part Name	Replacement Part		Remarks	Q'ty Per Unit		
		Draw. No.	Order No.		(H,Y)VAHP168B32S (H,Y)VAHP192B32S	(H,Y)VAHP168B42S (H,Y)VAHP192B42S	(H,Y)VAHP168B52S (H,Y)VAHP192B52S
18-2	Coil	17F20888A	P31328	RVR2: STF-01AQ2339A1	1	1	
		17C74970F	P31330	RVR2: STF-01AI2337A1			1
18-3	Solenoid Valve	17F14670A	P31176	SVA: FDF5A11 without Coil	1	1	1
18-4	Coil	17F14671E	P31361	SVA: FQ-A0520D	1	1	
		17F14671D	P31180	SVA: FQ-A0522G			1
18-5	Strainer	17G87733A	P27603		1	1	1
18-6	Access Port	17C75461B	P25933		2	2	2
18-7	PGC Joint	17C93010A	P27887		2	2	2
18-8	Pressure Sensor (D)	17B46255D	P31107	PD: NSK-BH050F-565	1	1	1
18-9	Pressure Sensor (S)	17B46256D	P31108	PS: NSK-BH020F-565	1	1	1
18-10	Screw	17H32504A	P31227	for Solenoid Valve	1	1	1
18-11	Strainer	17G62701A	P25036		1	1	1
18-12	Stop Valve	17F09234B	P31057	OD: 1-1/8	1	1	1
18-13	Special Screw	17D30320F	P25673	SUS, M6	2	2	2
18-14	Access Port	17C75461C	R4844		1	1	1
18-15	Band	17G00129E	-		1	1	1
19	Oil Return Pipe	17F19451A	P31127		1	1	1
20	Oil Return Pipe	17F19452A	P31128		1	1	1
21	S-Pipe Assy	17H30251A	-		1	1	1
22	S-Pipe Assy	17H30252A	-		1	1	1
23	Expansion Valve Assy	17H30665A	-		1	1	1
23-1	Expansion Valve	17F07288A	P29262	MV1: PAM-BBOYGHS-1 without Coil	1	1	1
23-2	EXPV. Coil	17F07287A	P29263	MV1: PAM-MD12HS-7	1	1	1
23-3	Strainer	17G62700A	P25041		1	1	1
24	Expansion Valve Assy	17H30666A	-		1	1	1
24-1	Expansion Valve	17F07288A	P29262	MV2: PAM-BBOYGHS-1 without Coil	1	1	1
24-2	EXPV. Coil	17F07287A	P29263	MV2: PAM-MD12HS-7	1	1	1
24-3	Strainer	17G62700A	P25041		1	1	1
25	Heat Exchanger	17B48088A	-		1	1	1
26	Heat Exchanger	17B48089A	-		1	1	1
27	Stay for Heat Exchanger	17F18717A	-		1	1	1
28	Special Screw	17H12637A	-		20	20	20
29	Thermistor	17B24597A	P22521	TD1 (THM8) & TD2 (THM9)	2	2	2
30	Thermistor	17C59664A	P22523	TCHG (THM17) for Pipe Temperature	1	1	1
31	Thermistor	17C59664E	P23507	TE2 (THM11) for Pipe Temperature	1	1	1
32	Thermistor	17C59664E	P23507	TG (THM12) for Pipe Temperature	1	1	1
33	Thermistor	17C59664E	P23507	TE1 (THM10) & TSC (THM23) for Pipe Temperature	2	2	2
34	TH Plate	17D82987A	P26927		2	2	2
35	TH Plate	17D40794A	P26928		2	2	2
36	TH Plate	17D49473A	R4431		5	5	5
37	Protective Tube	17H12425A	P28838	Thermistor Protection Tube (33ft (10m))	1	1	1
38	C-Cover R Assy	17H31556C	-		1	1	1

## NOTE:

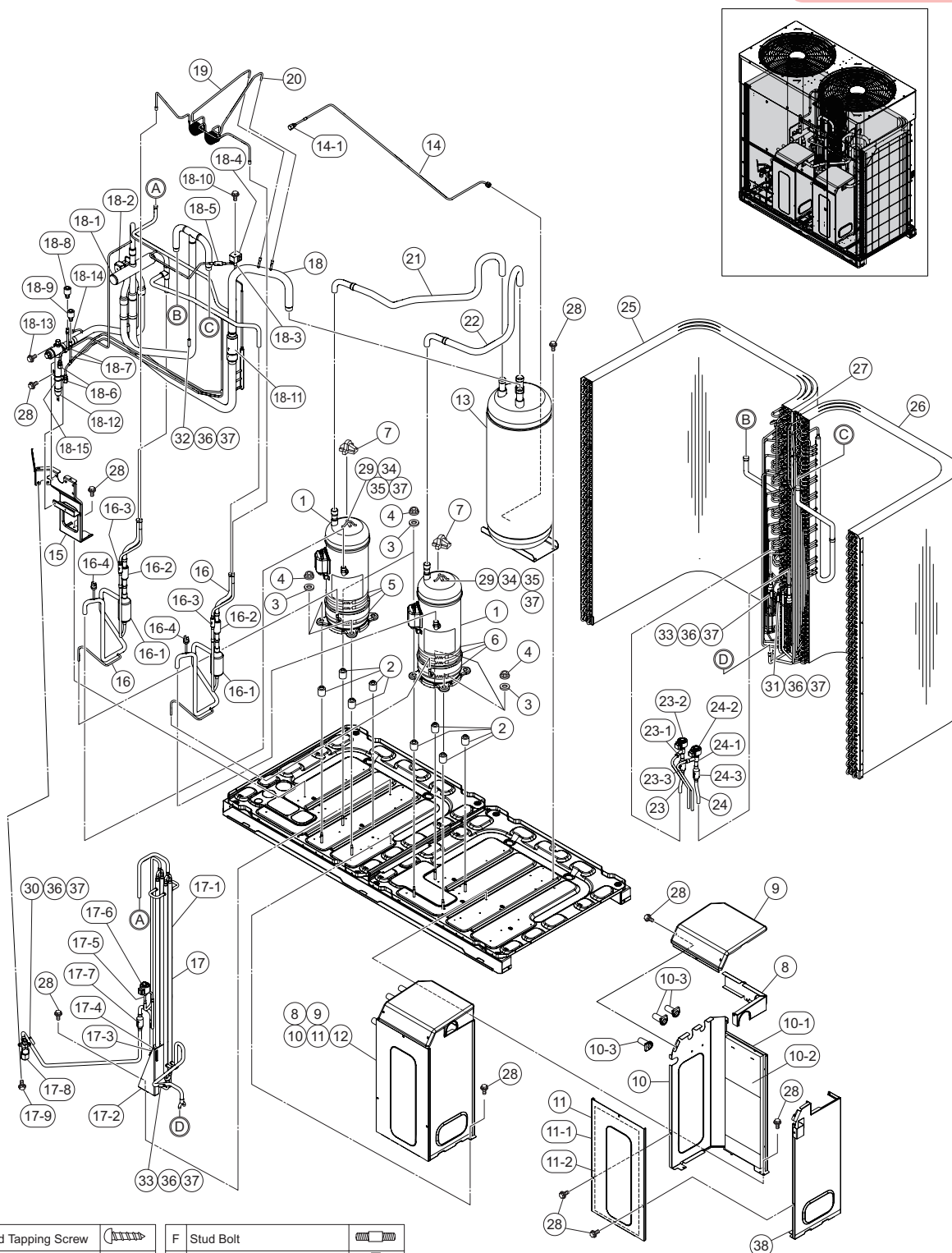
The parts without order number are the custom-ordered, and these are not mentioned in the price list. When ordering them, the part name and the drawing number are required.

Contact your distributor for the delivery date and price of parts.

# LOCATION OF SERVICE PARTS IN THE UNIT for Outdoor Unit (VRF Heat Pump)

MODEL: (H,Y)VAHP168B32S  
(H,Y)VAHP192B32S  
(H,Y)VAHP168B42S  
(H,Y)VAHP192B42S  
(H,Y)VAHP168B52S  
(H,Y)VAHP192B52S

## < Refrigerant Cycle >



A	Truss Head Tapping Screw		F	Stud Bolt	
B	Round Head Screw		G	Nut	
C	Flat Head Screw		H	Washer	
D	Pan Head Tapping Screw		J	Spring Lock Washer	
E	Hexagon Head Bolt		K	Tooth Lock Washer	

NOTE:  
A protective coating like zinc is applied to iron and steel for unspecified materials like a bolt or screw.

### NOTE:

The parts without order number are the custom-ordered, and these are not mentioned in the price list. When ordering them, the part name and the drawing number are required.  
Contact your distributor for the delivery date and price of parts.

**MODEL: (H,Y)VAHP072B32S**

Voltage

208/230V 60Hz

Q'ty Per Unit

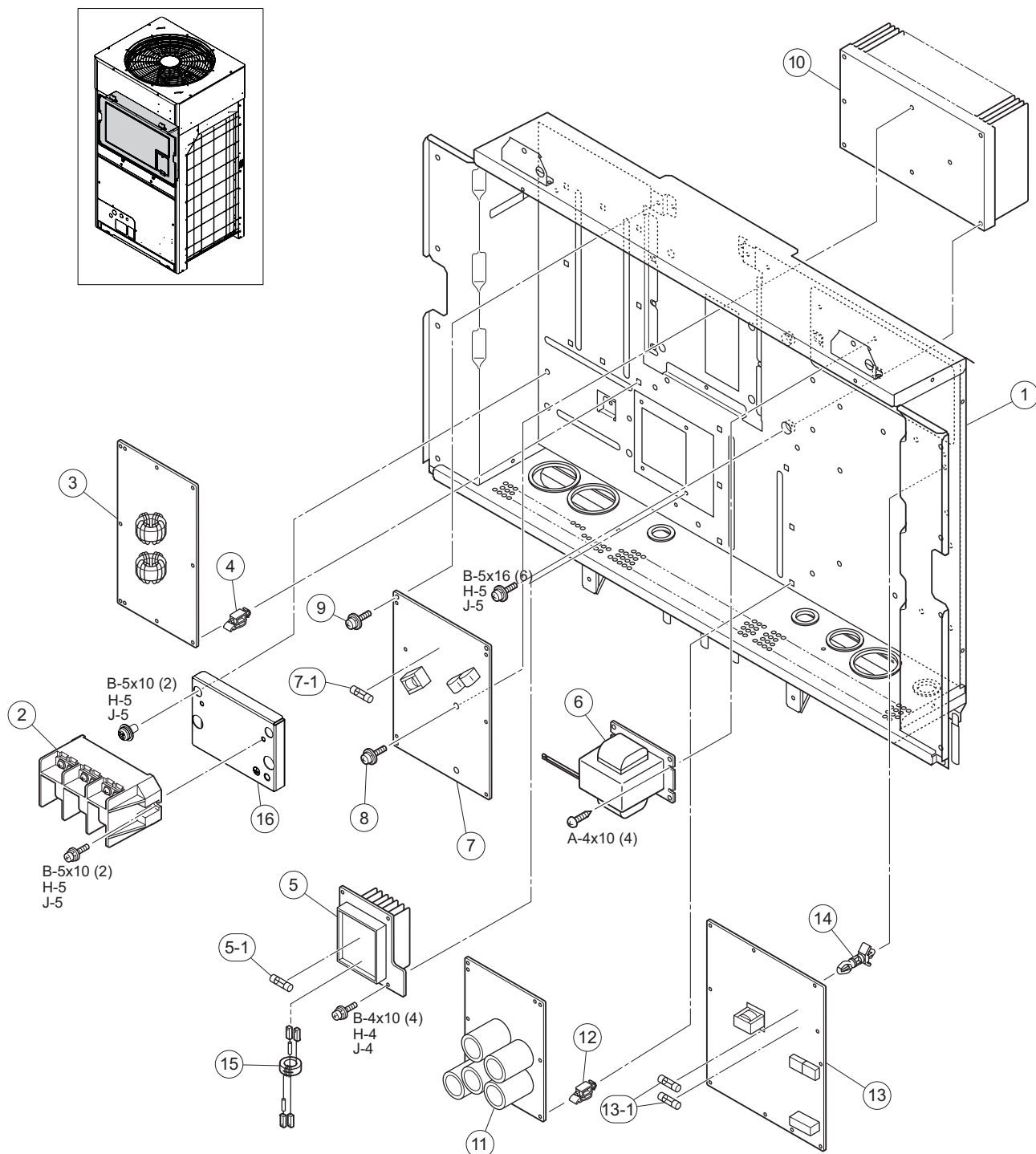
H:\Y\VAHP072B32S

Contact your distributor for the delivery date and price of parts.

# LOCATION OF SERVICE PARTS IN THE UNIT for Outdoor Unit (VRF Heat Pump)

MODEL: (H,Y)VAHP072B32S

< Electrical Parts > (208/230V 60Hz)



A	Truss Head Tapping Screw		F	Stud Bolt	
B	Round Head Screw		G	Nut	
C	Flat Head Screw		H	Washer	
D	Pan Head Tapping Screw		J	Spring Lock Washer	
E	Hexagon Head Bolt		K	Tooth Lock Washer	

**NOTE:**

A protective coating like zinc is applied to iron and steel for unspecified materials like a bolt or screw.

**NOTE:**

The parts without order number are the custom-ordered, and these are not mentioned in the price list. When ordering them, the part name and the drawing number are required.

Contact your distributor for the delivery date and price of parts.

**MODEL: (H,Y)VAHP072B42S**

Voltage

460V 60Hz

(H,Y)VAHP072B42S

---

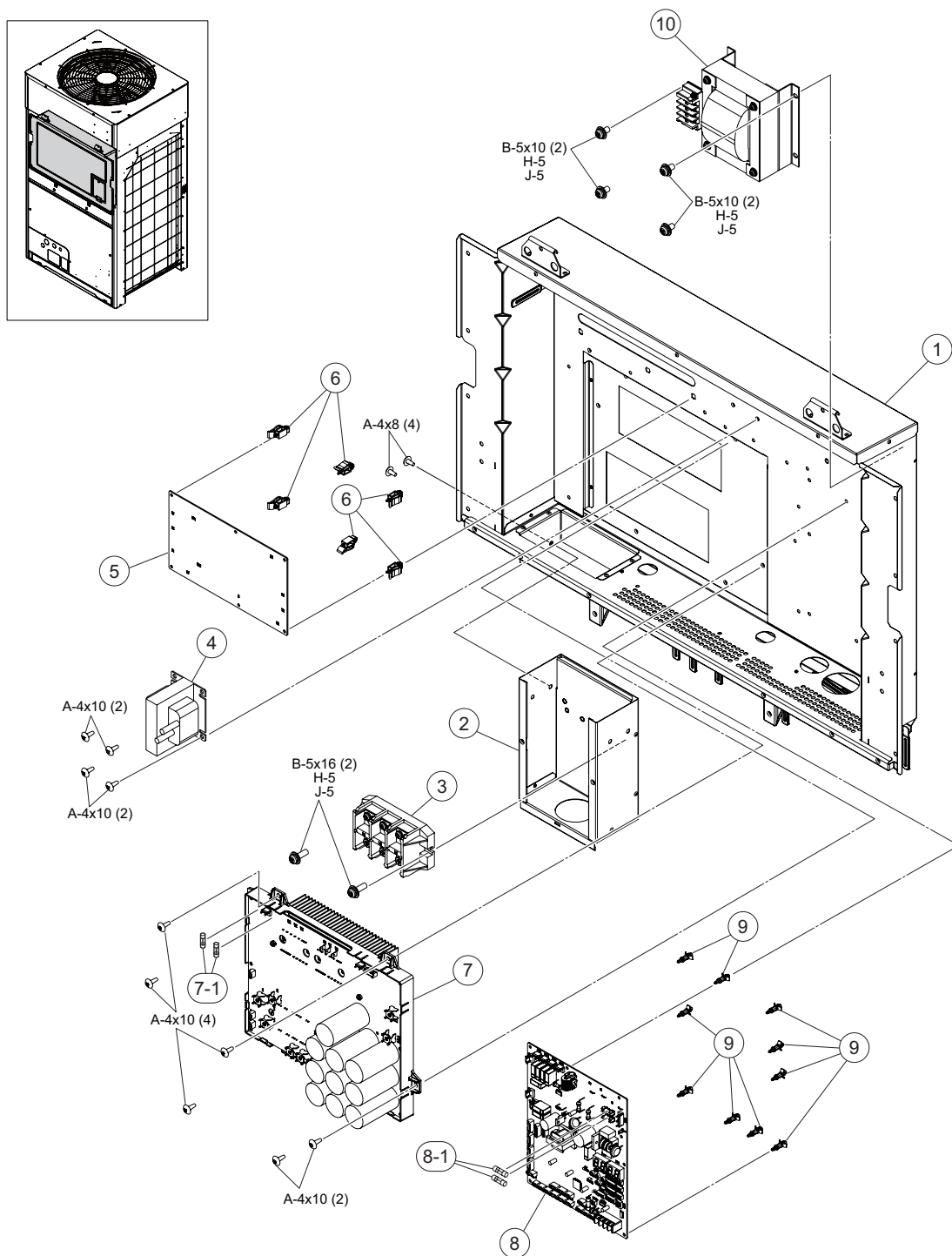
- 22 -



# LOCATION OF SERVICE PARTS IN THE UNIT for Outdoor Unit (VRF Heat Pump)

MODEL: (H,Y)VAHP072B42S

< Electrical Parts > (460V 60Hz)



A	Truss Head Tapping Screw		F	Stud Bolt	
B	Round Head Screw		G	Nut	
C	Flat Head Screw		H	Washer	
D	Pan Head Tapping Screw		J	Spring Lock Washer	
E	Hexagon Head Bolt		K	Tooth Lock Washer	

## NOTE:

A protective coating like zinc is applied to iron and steel for unspecified materials like a bolt or screw.

## NOTE:

The parts without order number are the custom-ordered, and these are not mentioned in the price list. When ordering them, the part name and the drawing number are required.

Contact your distributor for the delivery date and price of parts.

**MODEL: (H,Y)VAHP072B52S**

Voltage

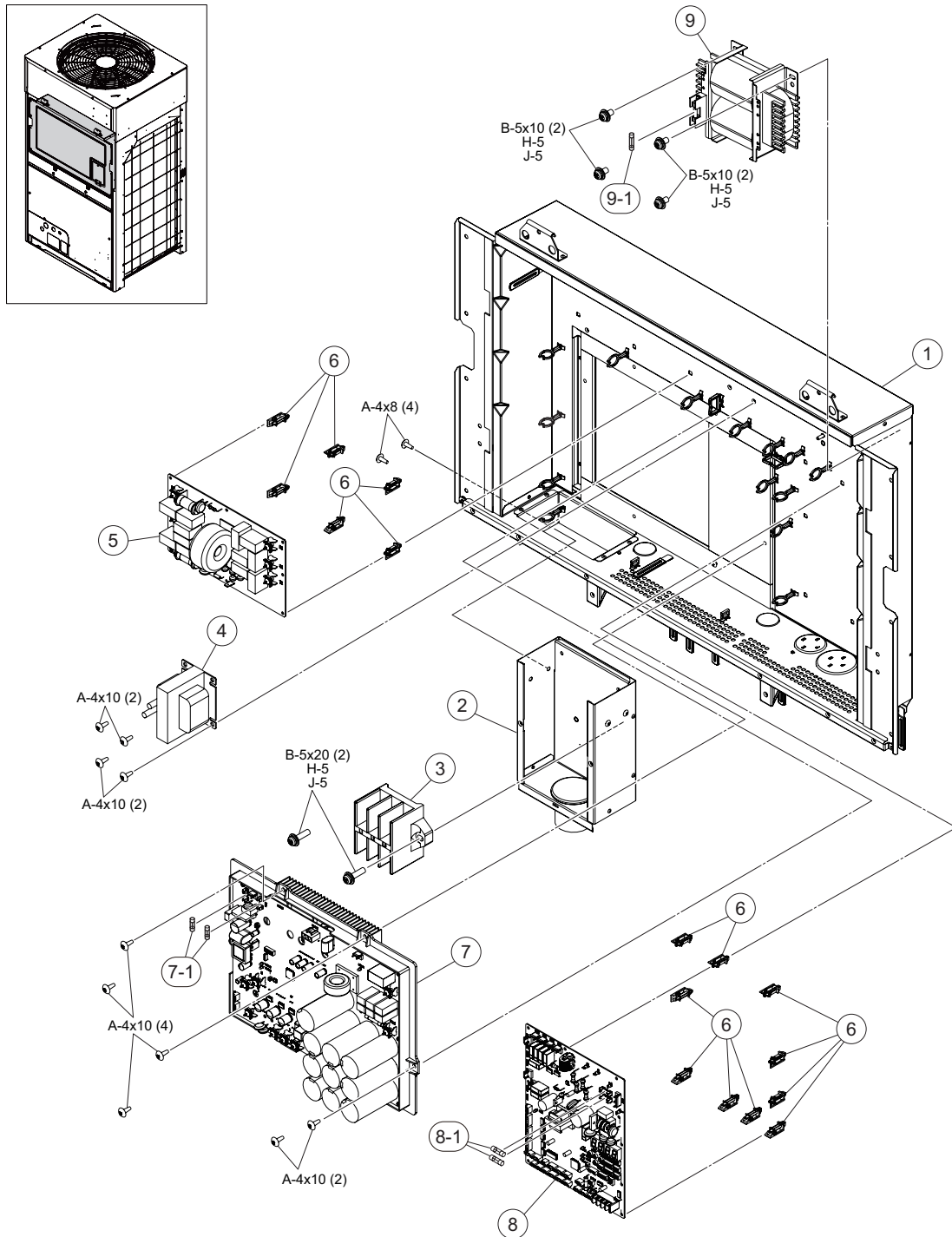
1

- 24 -

# LOCATION OF SERVICE PARTS IN THE UNIT for Outdoor Unit (VRF Heat Pump)

MODEL: (H,Y)VAHP072B52S

< Electrical Parts > (575V 60Hz)



A	Truss Head Tapping Screw		F	Stud Bolt	
B	Round Head Screw		G	Nut	
C	Flat Head Screw		H	Washer	
D	Pan Head Tapping Screw		J	Spring Lock Washer	
E	Hexagon Head Bolt		K	Tooth Lock Washer	

**NOTE:**  
A protective coating like zinc is applied to iron and steel for unspecified materials like a bolt or screw.

## NOTE:

The parts without order number are the custom-ordered, and these are not mentioned in the price list. When ordering them, the part name and the drawing number are required.  
Contact your distributor for the delivery date and price of parts.

**MODEL: (H,Y)VAHP096B32S, (H,Y)VAHP120B32S, (H,Y)VAHP144B32S,  
(H,Y)VAHP168B32S, (H,Y)VAHP192B32S**

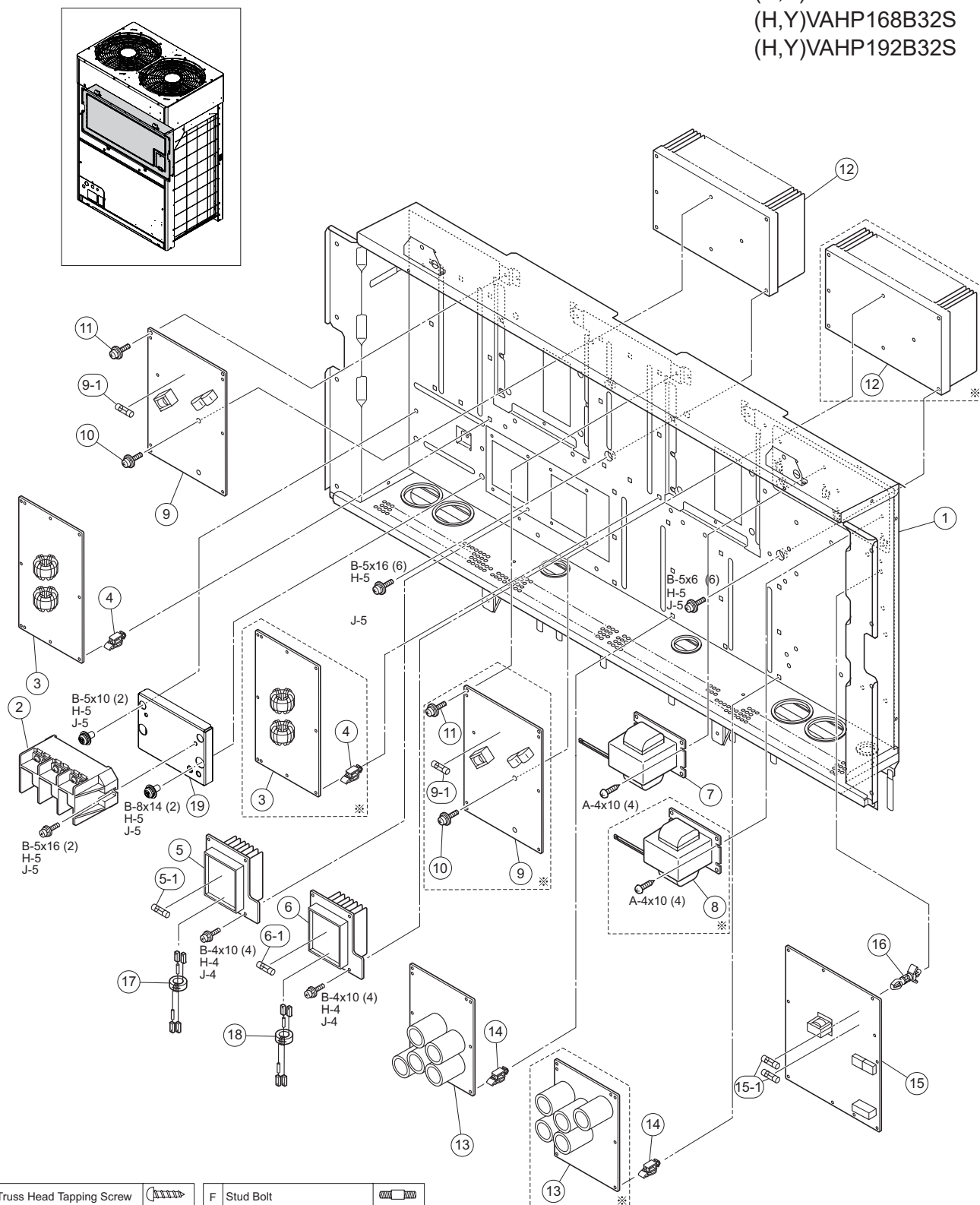
[illegible]

- 26 -

# LOCATION OF SERVICE PARTS IN THE UNIT for Outdoor Unit (VRF Heat Pump)

< Electrical Parts > (208/230V 60Hz)

MODEL: (H,Y)VAHP096B32S  
(H,Y)VAHP120B32S  
(H,Y)VAHP144B32S  
(H,Y)VAHP168B32S  
(H,Y)VAHP192B32S



A	Truss Head Tapping Screw		F	Stud Bolt	
B	Round Head Screw		G	Nut	
C	Flat Head Screw		H	Washer	
D	Pan Head Tapping Screw		J	Spring Lock Washer	
E	Hexagon Head Bolt		K	Tooth Lock Washer	

NOTE:  
A protective coating like zinc is applied to iron and steel for unspecified materials like a bolt or screw.

※ Only for (H,Y)VAHP120 - 192B32S

## NOTE:

The parts without order number are the custom-ordered, and these are not mentioned in the price list. When ordering them, the part name and the drawing number are required.  
Contact your distributor for the delivery date and price of parts.

**MODEL: (H,Y)VAHP096B42S, (H,Y)VAHP120B42S, (H,Y)VAHP144B42S,  
(H,Y)VAHP168B42S, (H,Y)VAHP192B42S**

Voltage		
460V 60Hz		
Q'ty Per Unit		
(H, Y)VAHP09B42S	(H, Y)VAHP120B42S (H, Y)VAHP144B42S	(H, Y)VAHP168B42S (H, Y)VAHP192B42S

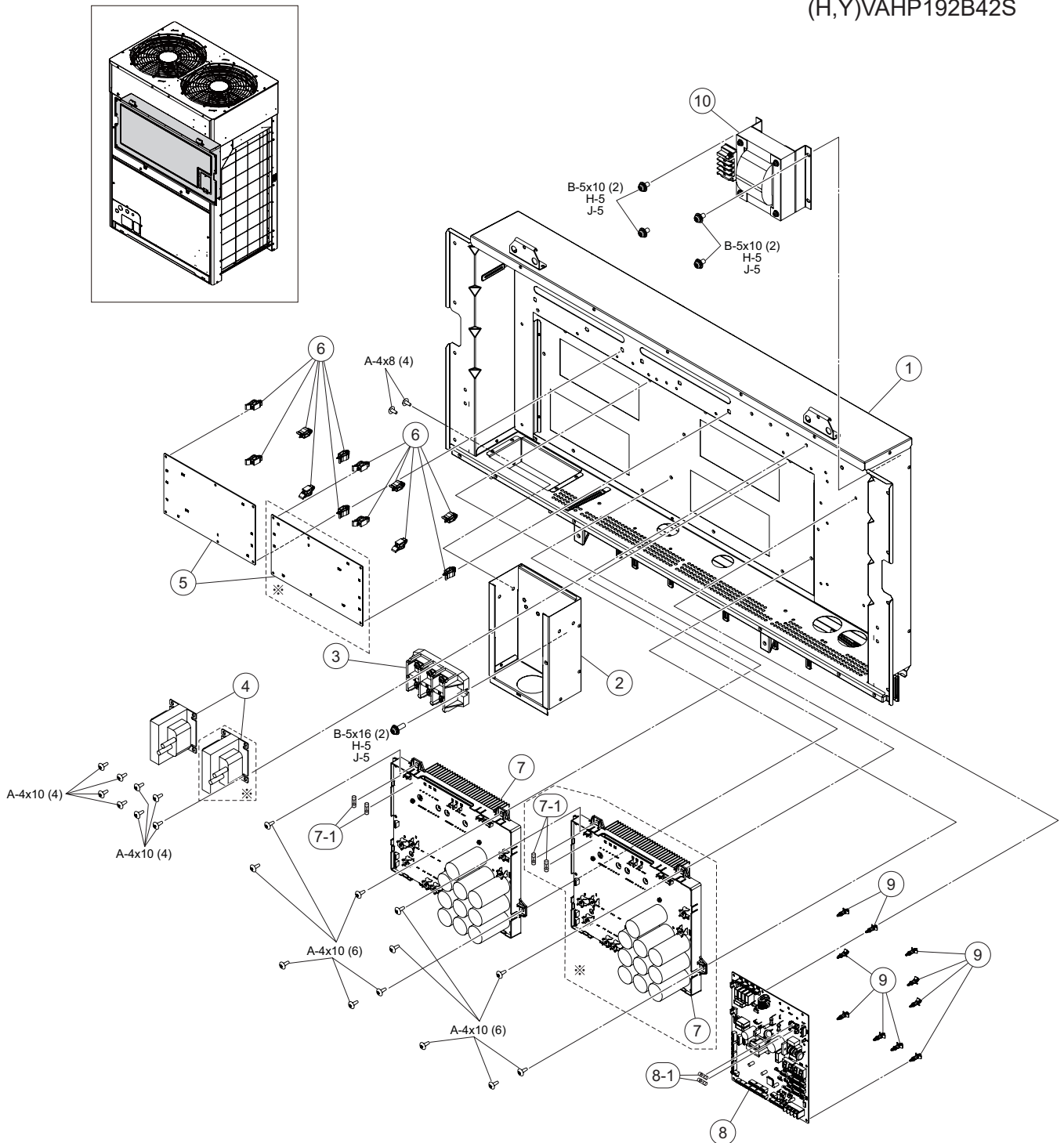
The parts without order number are the custom-ordered, and these are not mentioned in the price list. When ordering them, the part name and the drawing number are required.  
Contact your distributor for the delivery date and price of parts.



# LOCATION OF SERVICE PARTS IN THE UNIT for Outdoor Unit (VRF Heat Pump)

< Electrical Parts > (460V 60Hz)

MODEL: (H,Y)VAHP096B42S  
(H,Y)VAHP120B42S  
(H,Y)VAHP144B42S  
(H,Y)VAHP168B42S  
(H,Y)VAHP192B42S



A	Truss Head Tapping Screw		F	Stud Bolt	
B	Round Head Screw		G	Nut	
C	Flat Head Screw		H	Washer	
D	Pan Head Tapping Screw		J	Spring Lock Washer	
E	Hexagon Head Bolt		K	Tooth Lock Washer	

NOTE:  
A protective coating like zinc is applied to iron and steel for unspecified materials like a bolt or screw.

※ Only for (H,Y)VAHP120 - 192B42S

## NOTE:

The parts without order number are the custom-ordered, and these are not mentioned in the price list. When ordering them, the part name and the drawing number are required.

Contact your distributor for the delivery date and price of parts.

**MODEL: (H,Y)VAHP096B52S, (H,Y)VAHP120B52S, (H,Y)VAHP144B52S,  
(H,Y)VAHP168B52S, (H,Y)VAHP192B52S**

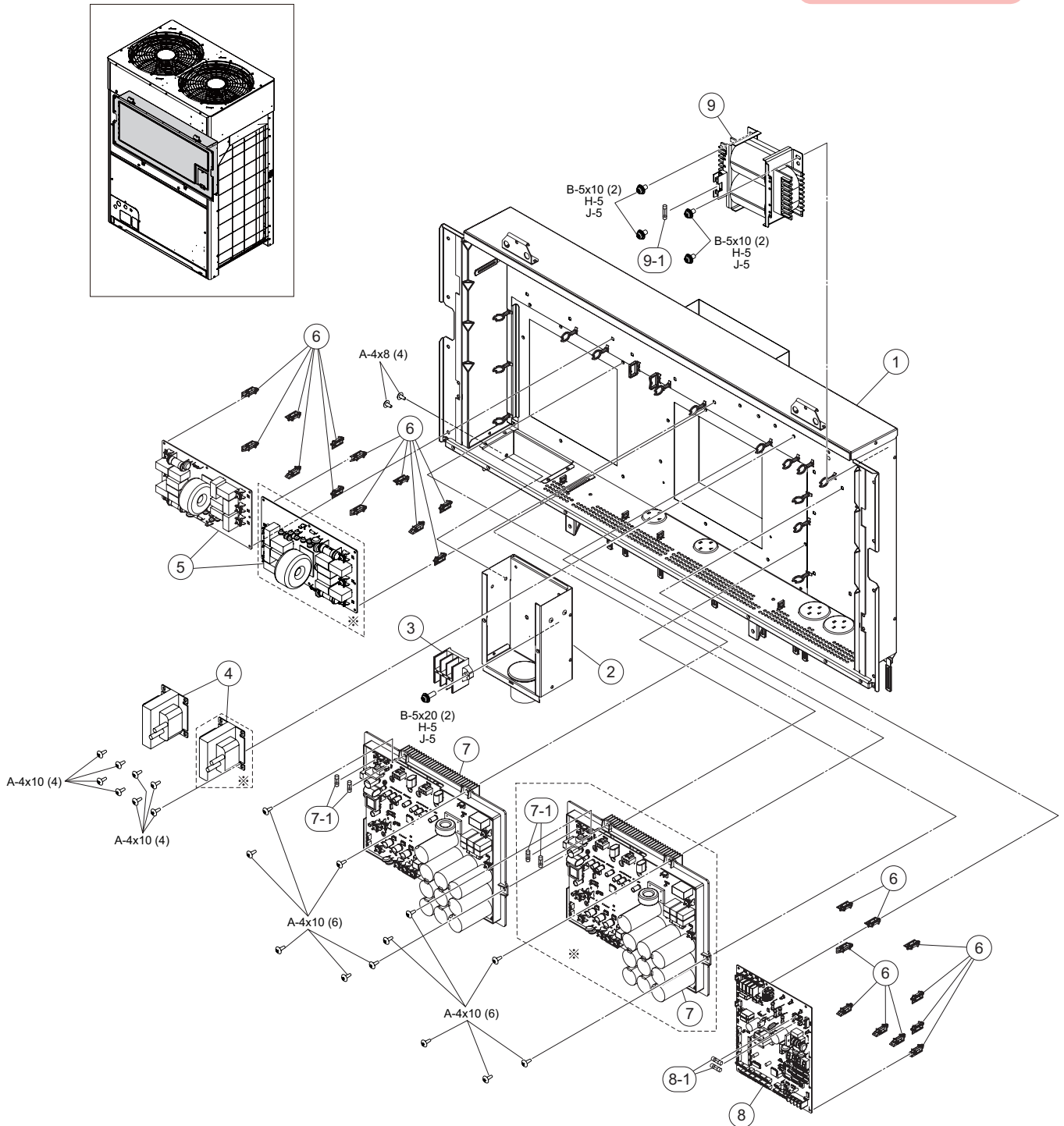
[illegible]

- 30 -

# LOCATION OF SERVICE PARTS IN THE UNIT for Outdoor Unit (VRF Heat Pump)

< Electrical Parts > (575V 60Hz)

MODEL: (H,Y)VAHP096B52S  
(H,Y)VAHP120B52S  
(H,Y)VAHP144B52S  
(H,Y)VAHP168B52S  
(H,Y)VAHP192B52S



A	Truss Head Tapping Screw		F	Stud Bolt	
B	Round Head Screw		G	Nut	
C	Flat Head Screw		H	Washer	
D	Pan Head Tapping Screw		J	Spring Lock Washer	
E	Hexagon Head Bolt		K	Tooth Lock Washer	

NOTE:  
A protective coating like zinc is applied to iron and steel for unspecified materials like a bolt or screw.

※ Only for (H,Y)VAHP120 - 192B52S

## NOTE:

The parts without order number are the custom-ordered, and these are not mentioned in the price list. When ordering them, the part name and the drawing number are required.  
Contact your distributor for the delivery date and price of parts.