

# SERVICE PARTS LIST for Outdoor Unit (VRF)

MODEL: (H,Y)VAH(P,R)072B31S, (H,Y)VAH(P,R)072B41S

					Voltage	
					208/230V 60Hz	460V 60Hz
No.	Part Name	Replacement Part		Remarks	Q'ty Per Unit	
		Draw. No.	Part No.		(H,Y)VAHP072B31S (H,Y)VAHR072B31S	(H,Y)VAHP072B41S (H,Y)VAHR072B41S
1	Side Cover	H7B02572A	QU098013		1	1
2	Side Cover	H7B02573A	QU098014		1	1
3	TH Holder	H17D55179A	-	for Ta Thermistor	1	1
4	Thermistor	H7B00032A	QU015012	THM7: for Ambient (Ta)	1	1
5	Front Stay	H17F03717A	-		1	1
6	Side Stay	H7C02636A	-		1	
7	Electrical Box Stay	H7C01518C	-		1	1
8	Electrical Box Cover	H7C03200C	-		1	1
9	Pipe Cover	H17H06168A	QU098017		1	1
10	Protection Net	H7C03092A	QU034003		1	1
11	Rear Stay	H7C03181A	-		1	1
12	Motor Clamp	H7C01426A	-		1	1
13	Fan Motor	H7A00526A	QU071011	MOF1	1	1
14	M6 SUS Screw	H7D02587A	-	SUS, M6, for Fan Motor	4	4
15	Propeller Fan	H17A21604A	QU051001	φ644	1	1
16	Washer	H17E08525E	-	SUS	1	1
17	Closing Nut	H17D50034D	-	SUS, M10	1	1
18	Upper Cover	H17A15175A	QU098001		1	1
19	Air Outlet Grille	H17F06337A	QU034001		1	1
20	Special Screw	17G84611D	P27991	SUS, M5	14	14
21	* Front Cover	H7B01122A	QU098011	(*1)	1	1
		H17B43544A	QU098018	(*2)	1	1
22	Service Cover	H7D05012A	QU098015		1	1
23	Special Screw	17G84611A	P25678	(*1) SUS, M5	100	106
				(*2) SUS, M5	103	109
24	Protective Tube	06SY0800	-	Thermistor Protection Tube (33ft (10m))	1	1
25	Cover Assy	H17H13808A	QU098005		1	1
26	Cover Assy	H17H13809A	QU098006		1	1
27	Cover Assy	H17H13811B	QU098008		1	1
28	Cover Assy	H17H13811A	QU098007		1	1
29	Upper Cover	H17F08336A	QU098003		1	1
30	Screw	51CB0416	-	SWCH, M4	2	2
31	Screw	51CB0410	-	SWCH, M4		14
32	Stay	H7D06987A	-			1
33	Piping Cover	H17F14129A	QU098020	(*2)	1	1
34	Accessory Kit	H7D07905A	QX099001	Set of accessories shipped with the unit. (Includes Accessory pipe, Cable Clamp, etc.)	1	1

\*: The front cover shape is different according to the serial number of the outdoor unit.  
Check the serial number of the outdoor unit when ordering the service front cover.

## < Applicable Serial Number >

(*1)	(H,Y)VAH(P,R)072B31S	before C1H50268 (QSP15K8N0002)
	(H,Y)VAH(P,R)072B41S	before C1H50477 (QSP18K8N0001)
(*2)	(H,Y)VAH(P,R)072B31S	from C1H50268 (QSP15K8N0002)
	(H,Y)VAH(P,R)072B41S	from C1H50477 (QSP18K8N0001)

## NOTE:

The parts without order number are the custom-ordered, and these are not mentioned in the price list. When ordering them, the part name and the drawing number are required.

Contact your distributor for the delivery date and price of parts.

## LOCATION OF SERVICE PARTS IN THE UNIT for Outdoor Unit (VRF)

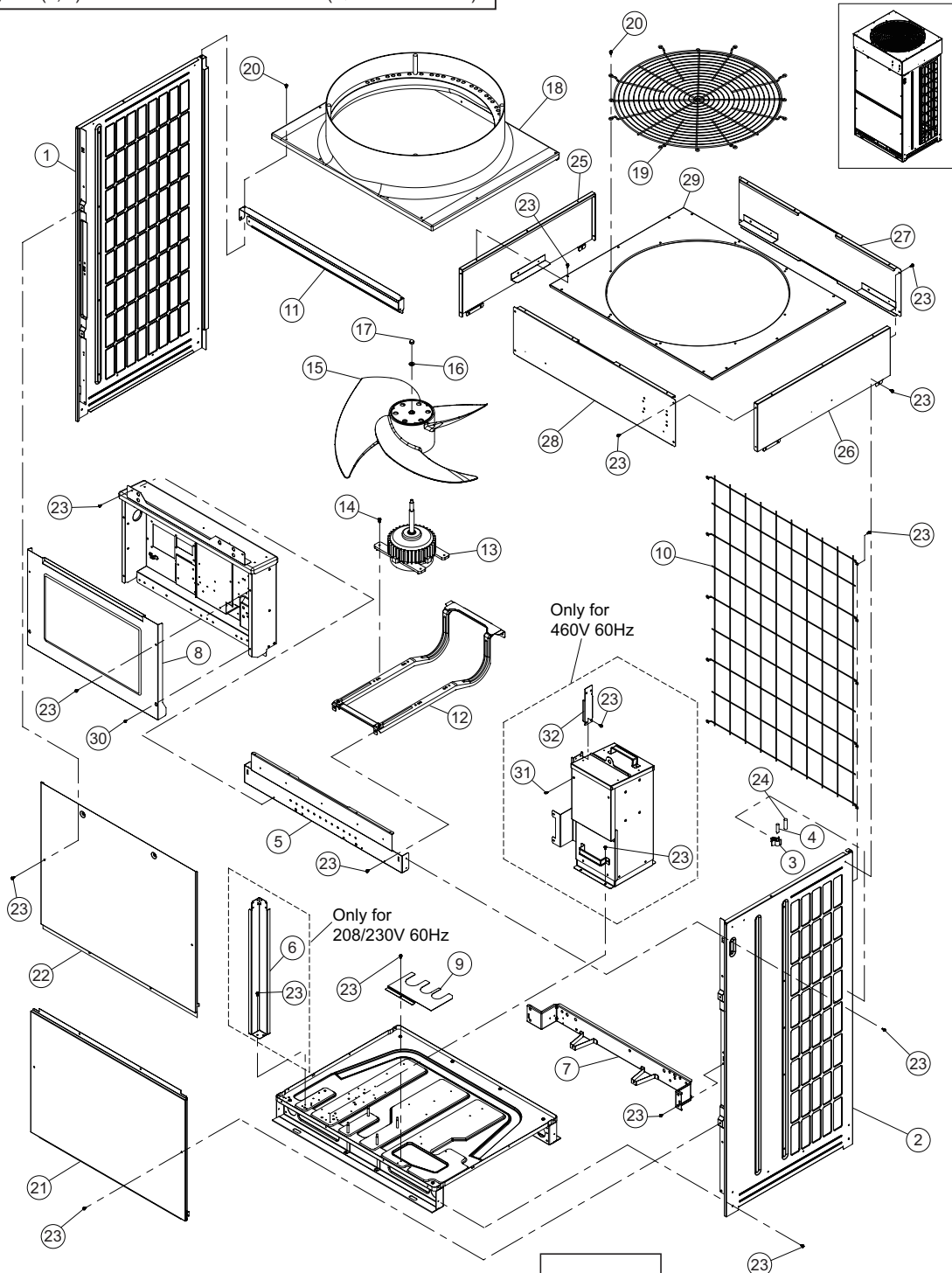
MODEL: (H,Y)VAH(P,R)072B31S  
(H,Y)VAH(P,R)072B41S











## < Cabinet and Fan >

[ Applicable Serial Number ]

(H,Y)VAH(P,R)072B31S: before C1H50268 (QSP15K8N0002)

(H,Y)VAH(P,R)072B41S: before C1H50477 (QSP18K8N0001)



A	Truss Head Tapping Screw		F	Stud Bolt	
B	Round Head Screw		G	Nut	
C	Flat Head Screw		H	Washer	
D	Pan Head Tapping Screw		J	Spring Lock Washer	
E	Hexagon Head Bolt		K	Tooth Lock Washer	

NOTE:

**NOTE:**  
A protective coating like zinc is applied to iron and steel for unspecified materials like a bolt or screw.

NOTE:

The parts without order number are the custom-ordered, and these are not mentioned in the price list. When ordering them, the part name and the drawing number are required.

Contact your distributor for the delivery date and price of parts.

# LOCATION OF SERVICE PARTS IN THE UNIT for Outdoor Unit (VRF)

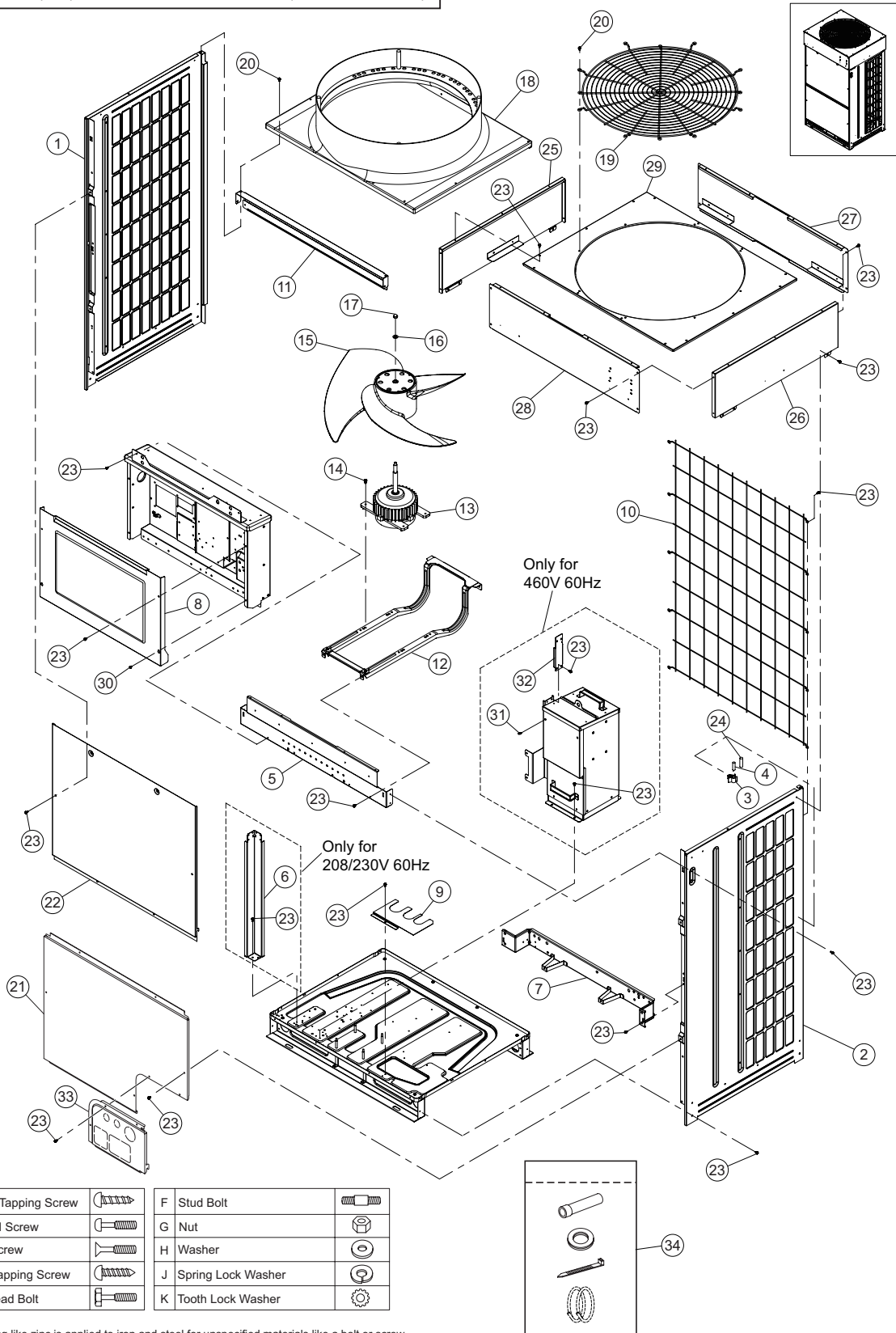
MODEL: (H,Y)VAH(P,R)072B31S  
(H,Y)VAH(P,R)072B41S

## < Cabinet and Fan >

[ Applicable Serial Number ]

(H,Y)VAH(P,R)072B31S: from C1H50268 (QSP15K8N0002)

(H,Y)VAH(P,R)072B41S: from C1H50477 (QSP18K8N0001)



A	Truss Head Tapping Screw		F	Stud Bolt	
B	Round Head Screw		G	Nut	
C	Flat Head Screw		H	Washer	
D	Pan Head Tapping Screw		J	Spring Lock Washer	
E	Hexagon Head Bolt		K	Tooth Lock Washer	

NOTE:  
A protective coating like zinc is applied to iron and steel for unspecified materials like a bolt or screw.

### NOTE:

The parts without order number are the custom-ordered, and these are not mentioned in the price list. When ordering them, the part name and the drawing number are required.

Contact your distributor for the delivery date and price of parts.

# SERVICE PARTS LIST for Outdoor Unit (VRF)

MODEL: (H,Y)VAH(P,R)096B31S, (H,Y)VAH(P,R)120B31S,  
(H,Y)VAH(P,R)096B41S, (H,Y)VAH(P,R)120B41S

(H,Y)VAH(P,R)096B41S, (H,Y)VAH(P,R)120B41S					Voltage			
					208/230V 60Hz		460V 60Hz	
No.	Part Name	Replacement Part		Remarks	Q'ty Per Unit			
		Draw. No.	Part No.		(H,Y)VAHP096B31S (H,Y)VAHR096B31S	(H,Y)VAHP120B31S (H,Y)VAHR120B31S	(H,Y)VAHP096B41S (H,Y)VAHR096B41S	(H,Y)VAHP120B41S (H,Y)VAHR120B41S
1	Side Cover	H7B02572A	QU098013		1	1	1	1
2	Side Cover	H7B02573A	QU098014		1	1	1	1
3	TH Holder	H17D55179A	-	for Ta Thermistor	1	1	1	1
4	Thermistor	H7B00032A	QU015012	THM7: for Ambient (Ta)	1	1	1	1
5	Front Stay	H17F03718A	-		1	1	1	1
6	Side Stay	H7C02636A	-		1	1		
7	Electrical Box Stay	H7C01520E	-		1	1	1	1
8	Electrical Box Cover	H7C03200C	-		1	1	1	1
9	Pipe Cover	H17H06168A	QU098017		1	1	1	1
10	Protection Net	H7C03091A	QU034002		1	1	1	1
11	Rear Stay	H7D04910A	-		1	1	1	1
12	Motor Clamp	H7C01426B	-		1	1	1	1
13	Fan Motor	H7A00529A	QU071012	MOF1	1	1	1	1
14	M5 SUS Screw	H17D30309E	-	SUS, M5, for Fan Motor	4	4	4	4
15	Propeller Fan	H17A21604A	QU051001	φ644	1	1	1	1
16	Washer	H17E08525E	-	SUS	1	1	1	1
17	Closing Nut	H17D50034D	-	SUS, M10	1	1	1	1
18	Upper Cover	H17C79378E	QU098002		1	1	1	1
19	Air Outlet Grille	H17F06337A	QU034001		1	1	1	1
20	Special Screw	17G84611D	P27991	SUS, M5	22	22	22	22
21	* Front Cover	H7B01123A	QU098012	(*1)	1	1	1	1
		H17B43545A	QU098019	(*2)	1	1	1	1
22	Service Cover	H7D05012B	QU098016		1	1	1	1
23	Special Screw	17G84611A	P25678	(*1) SUS, M5	108	108	114	114
				(*2) SUS, M5	111	111	117	117
24	Sub E-Box Cover	H7C01492D	-		1	1	1	1
25	Protective Tube	06SY0800	-	Thermistor Protection Tube (33ft (10m))	1	1	1	1
26	Cover Assy	H17H13808A	QU098005		1	1	1	1
27	Cover Assy	H17H13809A	QU098006		1	1	1	1
28	Cover Assy	H17H13812B	QU098010		1	1	1	1
29	Cover Assy	H17H13812A	QU098009		1	1	1	1
30	Upper Cover	H17F08337A	QU098004		1	1	1	1
31	Screw	51CB0416	-	SWCH, M4	4	4	4	4
32	Screw	51CB0410	-	SWCH, M4			14	14
33	Stay	H7D06987A	-				1	1
34	Stay	H17G71547A	-		1	1	1	1
35	Stay	H17G71546A	-		1	1	1	1
36	Piping Cover	H17F14129B	QU098021	(*2)	1	1	1	1
37	Accessory Kit	H7D07905B	QX099002	Set of accessories shipped with the unit. (Includes Accessory pipe, Cable Clamp, etc.)	1	1	1	1

\*: The front cover shape is different according to the serial number of the outdoor unit.  
Check the serial number of the outdoor unit when ordering the service front cover.

## < Applicable Serial Number >

(*1)	(H,Y)VAH(P,R)096B31S	before C1H50504 (QSP16K8N0001)
	(H,Y)VAH(P,R)120B31S	before C1H50556 (QSP17K8N0001)
	(H,Y)VAH(P,R)096B41S	before C1H50452 (QSP19K8N0001)
	(H,Y)VAH(P,R)120B41S	before C1H50544 (QSP20K8N0001)
(*2)	(H,Y)VAH(P,R)096B31S	from C1H50504 (QSP16K8N0001)
	(H,Y)VAH(P,R)120B31S	from C1H50556 (QSP17K8N0001)
	(H,Y)VAH(P,R)096B41S	from C1H50452 (QSP19K8N0001)
	(H,Y)VAH(P,R)120B41S	from C1H50544 (QSP20K8N0001)

## NOTE:

The parts without order number are the custom-ordered, and these are not mentioned in the price list. When ordering them, the part name and the drawing number are required.

Contact your distributor for the delivery date and price of parts.

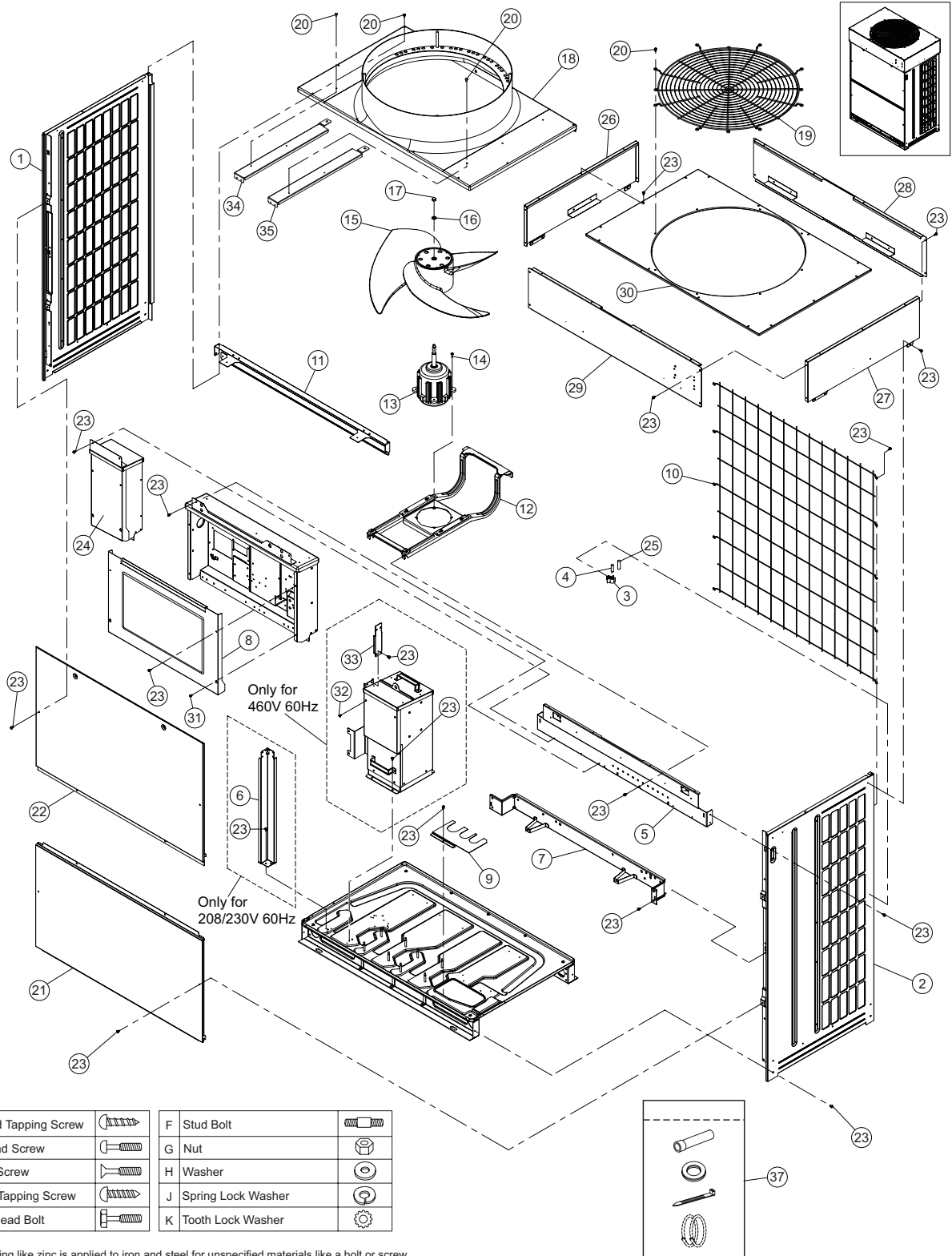
# LOCATION OF SERVICE PARTS IN THE UNIT for Outdoor Unit (VRF)

MODEL: (H,Y)VAH(P,R)096B31S  
(H,Y)VAH(P,R)120B31S  
(H,Y)VAH(P,R)096B41S  
(H,Y)VAH(P,R)120B41S

## < Cabinet and Fan >

[Applicable Serial Number]

(H,Y)VAH(P,R)096B31S: before C1H50504 (QSP16K8N0001)  
(H,Y)VAH(P,R)120B31S: before C1H50556 (QSP17K8N0001)  
(H,Y)VAH(P,R)096B41S: before C1H50452 (QSP19K8N0001)  
(H,Y)VAH(P,R)120B41S: before C1H50544 (QSP20K8N0001)



### NOTE:

The parts without order number are the custom-ordered, and these are not mentioned in the price list. When ordering them, the part name and the drawing number are required.  
Contact your distributor for the delivery date and price of parts.

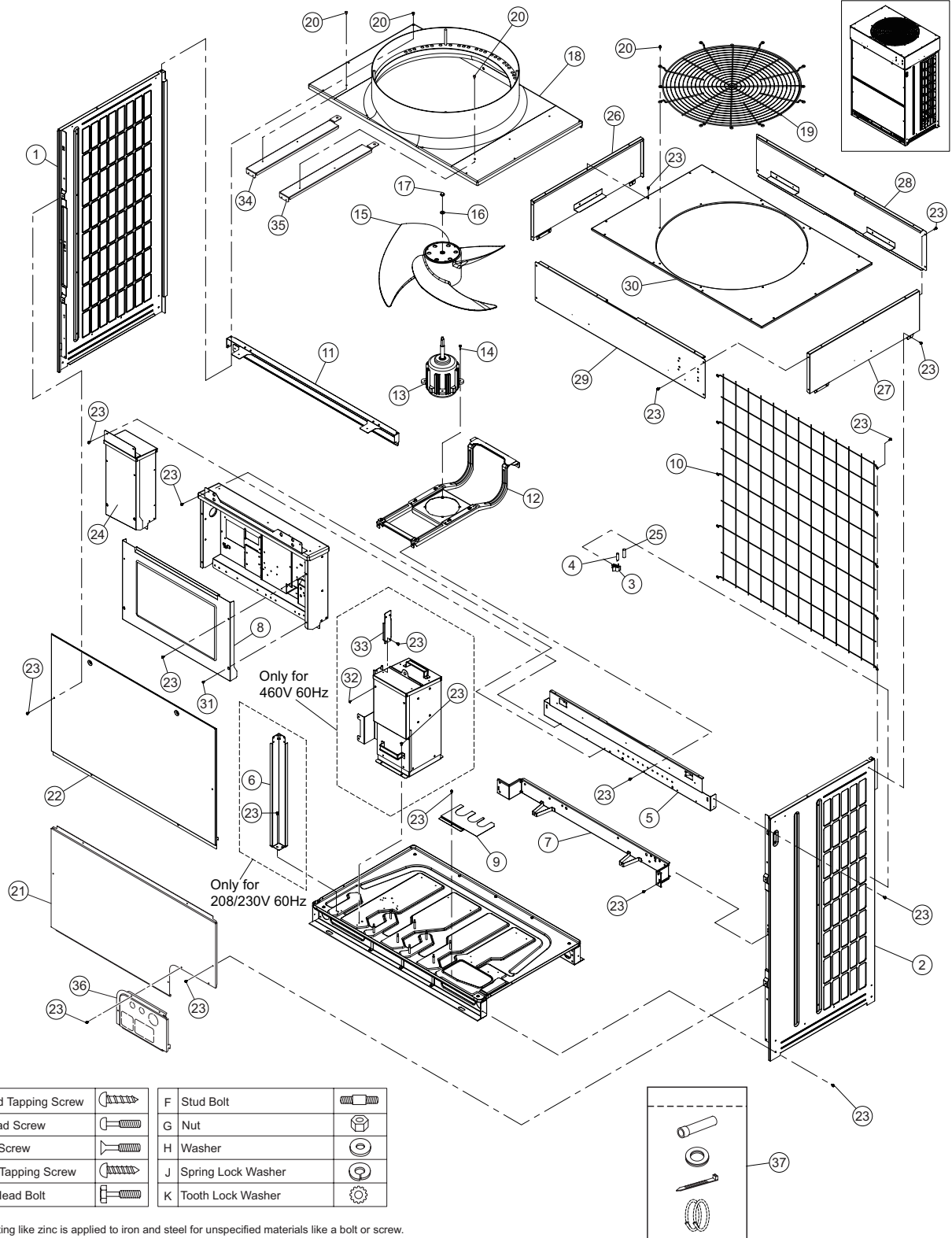
# LOCATION OF SERVICE PARTS IN THE UNIT for Outdoor Unit (VRF)

MODEL: (H,Y)VAH(P,R)096B31S  
(H,Y)VAH(P,R)120B31S  
(H,Y)VAH(P,R)096B41S  
(H,Y)VAH(P,R)120B41S

## < Cabinet and Fan >

[Applicable Serial Number]

(H,Y)VAH(P,R)096B31S: from C1H50504 (QSP16K8N0001)  
(H,Y)VAH(P,R)120B31S: from C1H50556 (QSP17K8N0001)  
(H,Y)VAH(P,R)096B41S: from C1H50452 (QSP19K8N0001)  
(H,Y)VAH(P,R)120B41S: from C1H50544 (QSP20K8N0001)



A	Truss Head Tapping Screw		F	Stud Bolt	
B	Round Head Screw		G	Nut	
C	Flat Head Screw		H	Washer	
D	Pan Head Tapping Screw		J	Spring Lock Washer	
E	Hexagon Head Bolt		K	Tooth Lock Washer	

NOTE:  
A protective coating like zinc is applied to iron and steel for unspecified materials like a bolt or screw.

### NOTE:

The parts without order number are the custom-ordered, and these are not mentioned in the price list. When ordering them, the part name and the drawing number are required.  
Contact your distributor for the delivery date and price of parts.



# SERVICE PARTS LIST for Outdoor Unit (VRF)

MODEL: (H,Y)VAH(P,R)072B31S, (H,Y)VAH(P,R)072B41S

					Voltage	
					208/230V 60Hz	460V 60Hz
No.	Part Name	Replacement Part		Remarks	Q'ty Per Unit	
		Draw. No.	Part No.		(H,Y)VAHP072B31S (H,Y)VAHR072B31S	(H,Y)VAHP072B41S (H,Y)VAHR072B41S
1	Compressor	17F16543A	06955100	MC1: DA65PHD-A1YC2	1	
		17F15396A	06955104	MC1: DA65PHD-D3YC2		1
2	Vibration Absorber	H17D21147B	-		4	4
3	Vibration Absorber	H17D21207A	-		3	3
4	Nut	H17D49475A	-		3	3
5	Crankcase Heater	H7D02452A	QU078001	CH1: 40.8W, Belt Heater	2	2
6	Rubber Cap	H17B29767A	QU032001		1	1
7	Accumulator	H7B02591A	QU089001		1	1
8	Check Joint	H7C00441A	QU028001		1	1
9	Valve Stay	H17F09346A	-		1	1
10	Oil Separator	H7C03052A	QU055001		1	1
11	Check Valve	H7C01709A	QU042001		1	1
12	Pressure Switch	H7C03969A	QU001001	PSH1: Shanghai Junle, H20PS	1	1
13	Oil Separator Stay	H17H06171A	-		1	1
14	Saddle	H7D02638A	-		1	1
15	Double Tube	H17F05849C	QU041002		1	1
16	Strainer	H17D55178A	QU030001		4	4
17	Expansion Valve	17C78465A	P26007	MVB: Saginomiya, UKV-25D26	1	1
18	EXPV. Coil	17C78180C	P27606	MVB: Saginomiya, UKV-A035	1	1
19	Stop Valve	H7C00434A	QU027003	3/8 (Liquid)	1	1
20	Plate Stay	H17H06172A	-		1	1
21	Stopper	H17E25685A	-		1	1
22	Rubber Seat	H17H10681A	-		1	1
23	Reversing Valve	H7C03986A	QU081003	RVR1: Saginomiya, STF-H07U12	1	1
24	Reversing Valve	H7C03985A	QU081002	RVR2: Saginomiya, STF-H04U4	1	1
25	Coil	H7C03987B	QU081001	RVR1, 2: Saginomiya, STF-H01AQ3004UAA1	2	2
26	Strainer	H17G15764A	QU030002		1	1
27	Strainer	H17G62701A	QU030005		1	1
28	Check Joint	H7C00441A	QU028001		2	2
29	Solenoid Valve	17C64849A	P24511	SVA: Nichiden Kougyou, SR10PA	1	1
30	Solenoid Valve	17C77098A	P25246	SVF, SVG: Nichiden Kougyou, SR10D	3	3
31	Coil	17C76434B	P30572	SVA, SVF, SVG: Nichiden Kougyou, SR10PA	4	4
32	Stop Valve	H17F09233A	QU027001	7/8 (Gas)	2	2
33	Strainer	H17G62700A	QU030004		1	1
34	Expansion Valve	17F07288A	P29262	MV1: Fujikoki, PAM-BBOYGHS-1	1	1
35	EXPV. Coil	17F07287A	P29263	MV1: Fujikoki, PAM-MD12HS-7	1	1
36	Pressure Sensor	17B35964A	P26013	PD: Saginomiya, NSK-BD050F-102	1	1
38	Sound Proof Cover	H7C03542A	QU032004		1	1
39	Sound Proof Cover	H17C59825B	QU032002		1	1
40	Thermistor	H7B00030B	QU015015	THM11: for Piping (Tg)	1	1
41	Thermistor	H7B00029A	QU015009	THM8: for Compressor (Td1)	1	1
42	Thermistor	H7B00030C	QU015011	THM17, 10: for Piping (Te, Tchg)	2	2
43	Thermistor	H7B00030A	QU015010	THM23: for Piping (Tbg)	1	1
44	Protective Tube	06SY0800	-	Thermistor Protection Tube (33ft (10m))	1	1
45	Accessory Pipe Assy	H17H07081L	-		1	1
46	Special Screw	17D30320F	P25673	SUS, M6	6	6
47	Bolt	H17E19003B	-	for Coil	4	4
48	SUS Screw	17G84611A	P25678	SUS, M5	18	18
49	Heat Exchanger	H17B43508A	-		1	1

## NOTE:

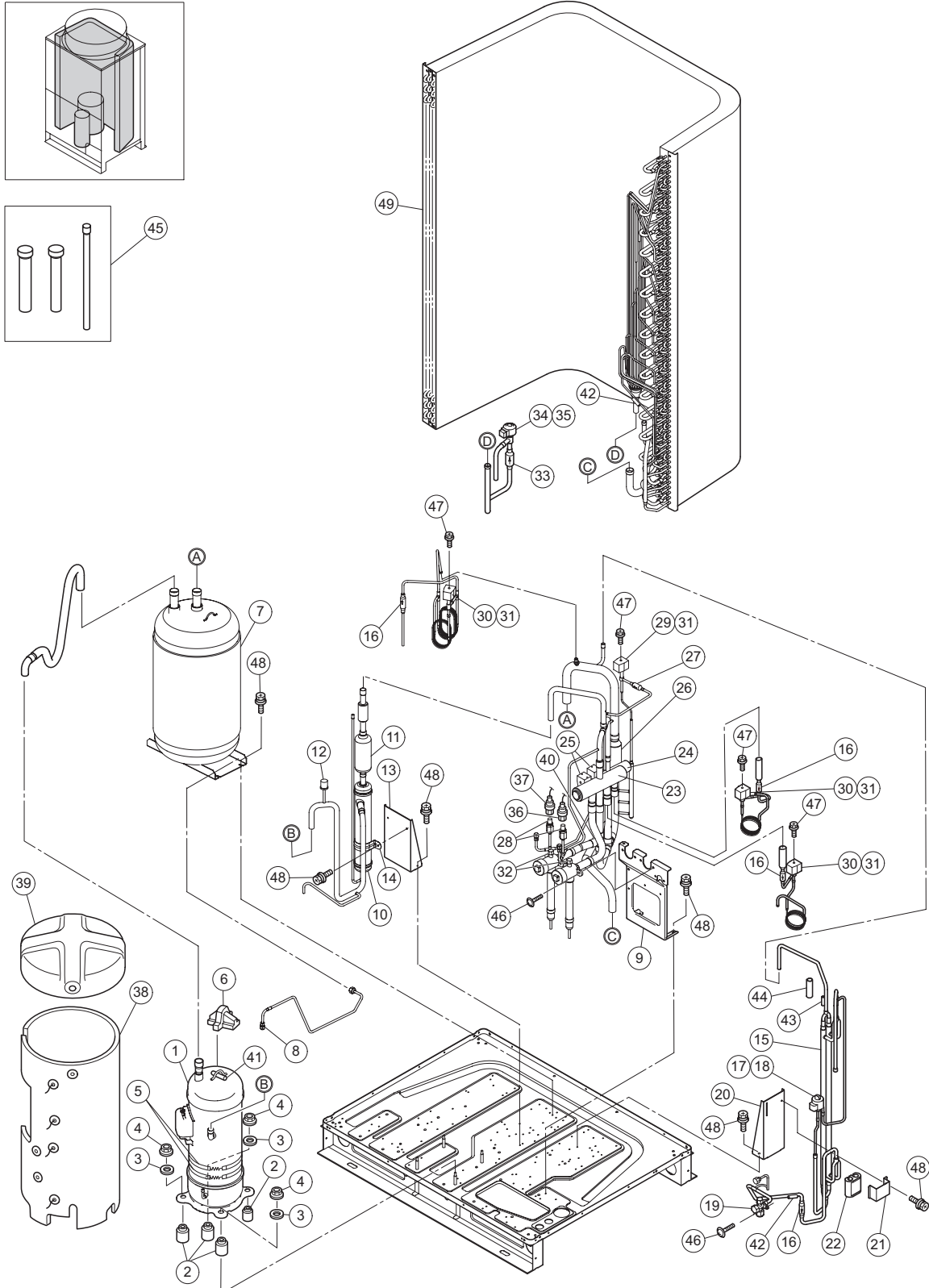
The parts without order number are the custom-ordered, and these are not mentioned in the price list. When ordering them, the part name and the drawing number are required.

Contact your distributor for the delivery date and price of parts.

# LOCATION OF SERVICE PARTS IN THE UNIT for Outdoor Unit (VRF)

MODEL: (H,Y)VAH(P,R)072B31S  
(H,Y)VAH(P,R)072B41S

## < Refrigerant Cycle >



A	Truss Head Tapping Screw		F	Stud Bolt	
B	Round Head Screw		G	Nut	
C	Flat Head Screw		H	Washer	
D	Pan Head Tapping Screw		J	Spring Lock Washer	
E	Hexagon Head Bolt		K	Tooth Lock Washer	

### NOTE:

A protective coating like zinc is applied to iron and steel for unspecified materials like a bolt or screw.

### NOTE:

The parts without order number are the custom-ordered, and these are not mentioned in the price list. When ordering them, the part name and the drawing number are required.

Contact your distributor for the delivery date and price of parts.



# SERVICE PARTS LIST for Outdoor Unit (VRF)

MODEL: (H,Y)VAH(P,R)096B31S, (H,Y)VAH(P,R)120B31S,  
(H,Y)VAH(P,R)096B41S, (H,Y)VAH(P,R)120B41S

					Voltage			
					208/230V 60Hz		460V 60Hz	
No.	Part Name	Replacement Part		Remarks	Q'ty Per Unit			
		Draw. No.	Part No.		(H,Y)VAHP096B31S (H,Y)VAHR096B31S	(H,Y)VAHP120B31S (H,Y)VAHR120B31S	(H,Y)VAHP096B41S (H,Y)VAHR096B41S	(H,Y)VAHP120B41S (H,Y)VAHR120B41S
1	Compressor	17F16543A	06955100	MC1: DA65PHD-A1YC2	1	1		
		17F15396A	06955104	MC1: DA65PHD-D3YC2			1	1
2	Compressor	2HA28477A	09954129	MC2: E655DH-65H2Y	1	1		
		17F15397A	06956105	MC2: DA65PHC-E3YC2			1	1
3	Vibration Absorber	H17D21147B	-		4	4	4	4
4	Vibration Absorber	H17D49474A	-		4	4	4	4
5	Vibration Absorber	H17D21207A	-		6	6	6	6
6	Nut	H17D49475A	-		6	6	6	6
7	Crankcase Heater	H7D02452A	QU078001	CH1: 40.8W, Belt Heater	2	2	2	2
8	Crankcase Heater	H7D02452B	QU078002	CH2: 40.8W, Belt Heater	2	2	2	2
9	Rubber Cap	H17B29767A	QU032001		2	2	2	2
10	Accumulator	H7B03328A	QU089002		1	1	1	1
11	Check Joint	H7C00441A	QU028001		1	1	1	1
12	Valve Stay	H17F09346A	-		1	1	1	1
13	Oil Separator	H7C03052A	QU055001		2	2	2	2
14	Check Valve	H7C01709A	QU042001		2	2	2	2
15	Pressure Switch	H7C03969A	QU001001	PSH1, 2: Shanghai Junle, H20PS	2	2	2	2
16	Oil Separator Stay	H17H06170A	-		1	1	1	1
17	Saddle	H7D02638A	-		2	2	2	2
18	Double Tube	H17F05849A	QU041001		1	1	1	1
19	Strainer	H17G62700A	QU030004		1	1	1	1
20	Expansion Valve	17C78465A	P26007	MVB: Saginomiya, UKV-25D26	1	1	1	1
21	EXPV. Coil	17C78180C	P27606	MVB: Saginomiya, UKV-A035	1	1	1	1
22	Stop Valve	H7C00435A	QU027004	1/2 (Liquid)	1	1	1	1
23	Plate Stay	H17H06172A	-		1	1	1	1
24	Stopper	H17E25685A	-		2	2	2	2
25	Rubber Seat	H17H10681A	-		2	2	2	2
26	Reversing Valve	H7C03986A	QU081003	RVR1, 2: Saginomiya, STF-H07U12	2	2	2	2
27	Coil	H7C03987B	QU081001	RVR1, 2: Saginomiya, STF-H01AQ3004UAA1	2	2	2	2
28	Strainer	H17G15764B	QU030003		1	1	1	1
29	Strainer	H17G62701A	QU030005		1	1	1	1
30	Check Joint	H7C00441A	QU028001		2	2	2	2
31	Solenoid Valve	17C64849A	P24511	SVA: Nichiden Kougyou, SR10PA	1	1	1	1
32	Solenoid Valve	17C77098A	P25246	SVF, SVG: Nichiden Kougyou, SR10D	4	4	4	4
33	Coil	17C76434B	P30572	SVA, SVF, SVG: Nichiden Kougyou, SR10PA	5	5	5	5
34	Stop Valve	H17F09234A	QU027002	1/1 (Gas)	2	2	2	2
35	Strainer	H17D55178A	QU030001		4	4	4	4
36	Strainer	H17G62700A	QU030004		1	1	1	1
37	Expansion Valve	17F07288A	P29262	MV1: Fujikoki, PAM-BBOYGHS-1	1	1	1	1
38	EXPV. Coil	17F07287A	P29263	MV1: Fujikoki, PAM-MD12HS-7	1	1	1	1
39	Pressure Sensor	17B35964A	P26013	PD: Saginomiya, NSK-BD050F-102	1	1	1	1
40	Pressure Sensor	17B35965A	P26014	PS: Saginomiya, NSK-BD020F-102	1	1	1	1
41	Sound Proof Cover	H7C03542A	QU032004		1	1	1	1
42	Sound Proof Cover	H17C59825B	QU032002		2	2	2	2
43	Sound Proof Cover	H7C02480A	QU032003		1	1	1	1
44	Thermistor	H7B00029A	QU015009	THM8: for Compressor (Td1)	1	1	1	1
45	Thermistor	H7B00030C	QU015011	THM17, 10: for Piping (Te, Tchg)	2	2	2	2
46	Thermistor	H7B00030A	QU015010	THM23: for Piping (Tbg)	1	1	1	1
47	Thermistor	H7B00029B	QU015014	THM9: for Compressor (Td2)	1	1	1	1
48	Thermistor	H7B00030B	QU015015	THM11: for Piping (Tg)	1	1	1	1

## NOTE:

The parts without order number are the custom-ordered, and these are not mentioned in the price list. When ordering them, the part name and the drawing number are required.

Contact your distributor for the delivery date and price of parts.

MODEL: (H,Y)VAH(P,R)096B31S, (H,Y)VAH(P,R)120B31S,  
(H,Y)VAH(P,R)096B41S, (H,Y)VAH(P,R)120B41S

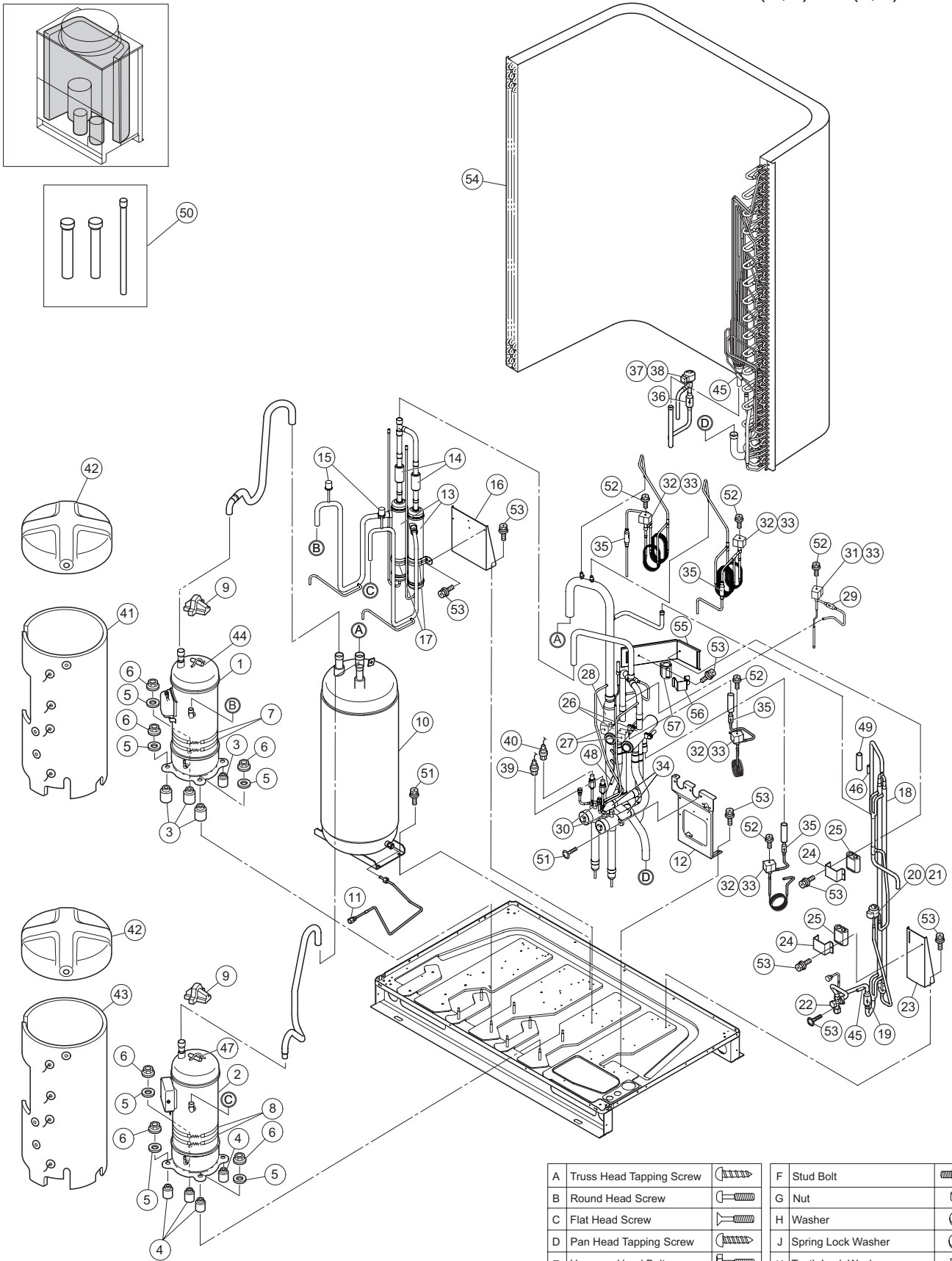
NOTE:

© 2018 Hitachi-Johnson Controls Air-Conditioning, Inc.

# LOCATION OF SERVICE PARTS IN THE UNIT for Outdoor Unit (VRF)

MODEL: (H,Y)VAH(P,R)096B31S  
(H,Y)VAH(P,R)120B31S  
(H,Y)VAH(P,R)096B41S  
(H,Y)VAH(P,R)120B41S

## < Refrigerant Cycle >



### NOTE:

The parts without order number are the custom-ordered, and these are not mentioned in the price list. When ordering them, the part name and the drawing number are required.

Contact your distributor for the delivery date and price of parts.

### NOTE:

A protective coating like zinc is applied to iron and steel for unspecified materials like a bolt or screw.

MODEL: (H,Y)VAH(P,R)072B31S, (H,Y)VAH(P,R)096B31S,  
(H,Y)VAH(P,R)120B31S

SPN201508-R3

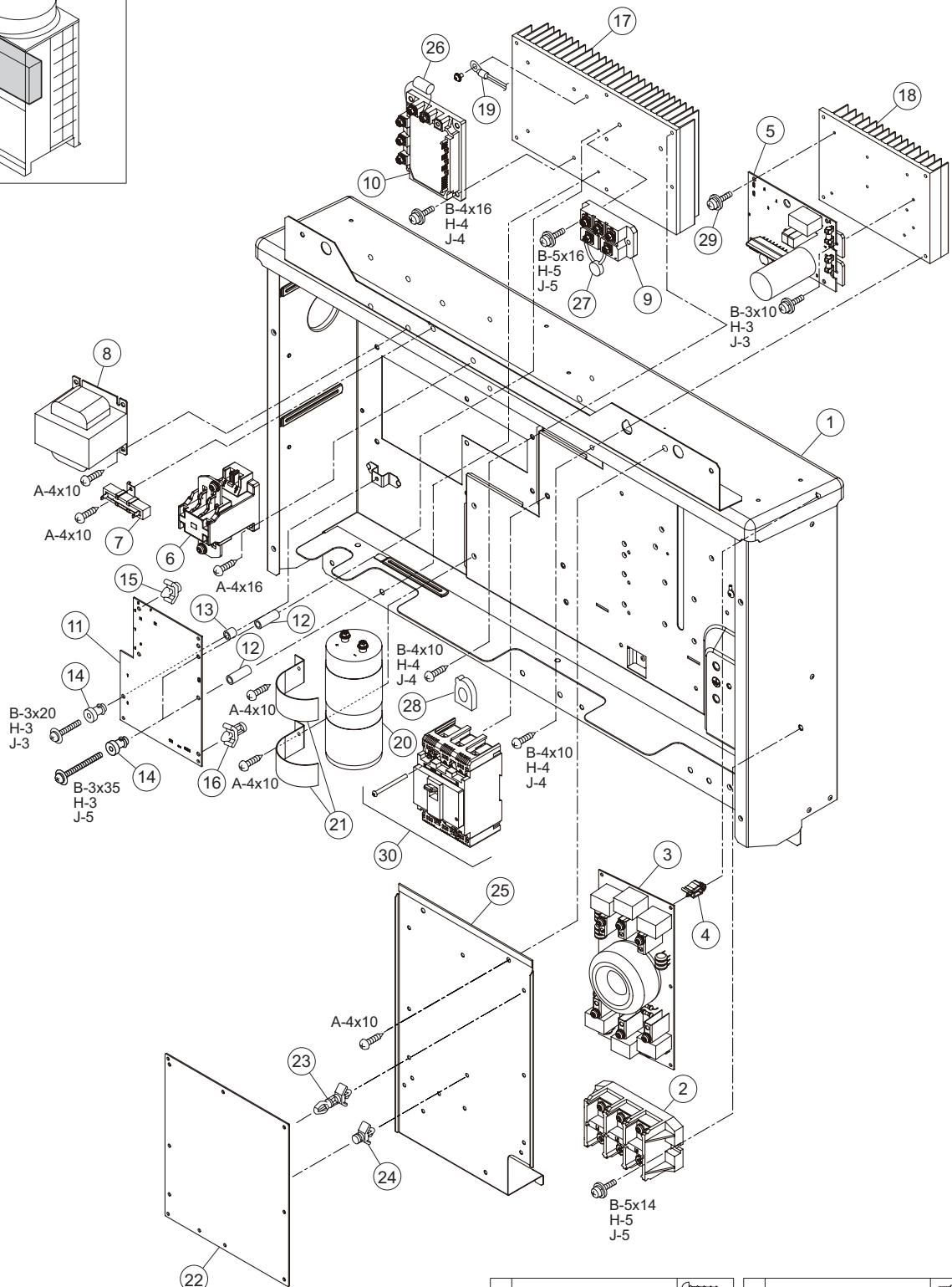
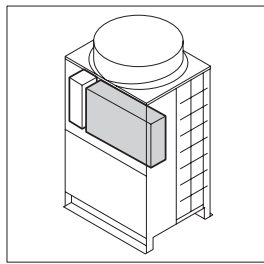
# LOCATION OF SERVICE PARTS IN THE UNIT for Outdoor Unit (VRF)

MODEL: (H,Y)VAH(P,R)072B31S

(H,Y)VAH(P,R)096B31S

(H,Y)VAH(P,R)120B31S

## < Electrical Parts > (208/230V 60Hz)



A	Truss Head Tapping Screw		F	Stud Bolt	
B	Round Head Screw		G	Nut	
C	Flat Head Screw		H	Washer	
D	Pan Head Tapping Screw		J	Spring Lock Washer	
E	Hexagon Head Bolt		K	Tooth Lock Washer	

### NOTE:

A protective coating like zinc is applied to iron and steel for unspecified materials like a bolt or screw.

### NOTE:

The parts without order number are the custom-ordered, and these are not mentioned in the price list. When ordering them, the part name and the drawing number are required.

Contact your distributor for the delivery date and price of parts.

MODEL: (H,Y)VAH(P,R)072B41S, (H,Y)VAH(P,R)096B41S,  
(H,Y)VAH(P,R)120B41S

SPN201508-R3



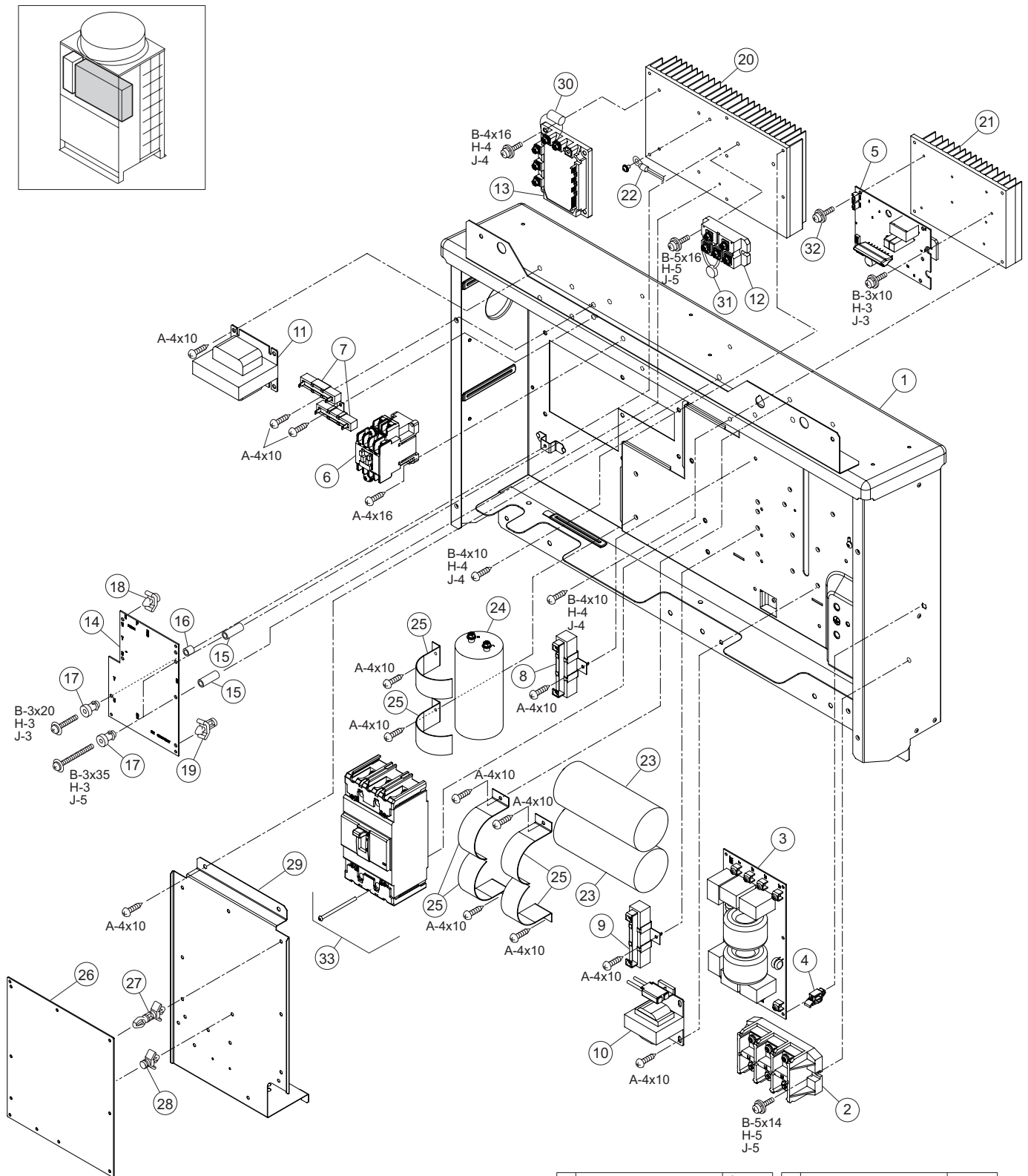
# LOCATION OF SERVICE PARTS IN THE UNIT for Outdoor Unit (VRF)

MODEL: (H,Y)VAH(P,R)072B41S

(H,Y)VAH(P,R)096B41S

(H,Y)VAH(P,R)120B41S

< Electrical Parts > (460V 60Hz)



A	Truss Head Tapping Screw		F	Stud Bolt	
B	Round Head Screw		G	Nut	
C	Flat Head Screw		H	Washer	
D	Pan Head Tapping Screw		J	Spring Lock Washer	
E	Hexagon Head Bolt		K	Tooth Lock Washer	

## NOTE:

A protective coating like zinc is applied to iron and steel for unspecified materials like a bolt or screw.

## NOTE:

The parts without order number are the custom-ordered, and these are not mentioned in the price list. When ordering them, the part name and the drawing number are required.

Contact your distributor for the delivery date and price of parts.

MODEL: (H,Y)VAH(P,R)096B31S, (H,Y)VAH(P,R)120B31S

NOTE:

Contact your distributor for the delivery date and price of parts.

MODEL: (H,Y)VAH(P,R)096B41S, (H,Y)VAH(P,R)120B41S

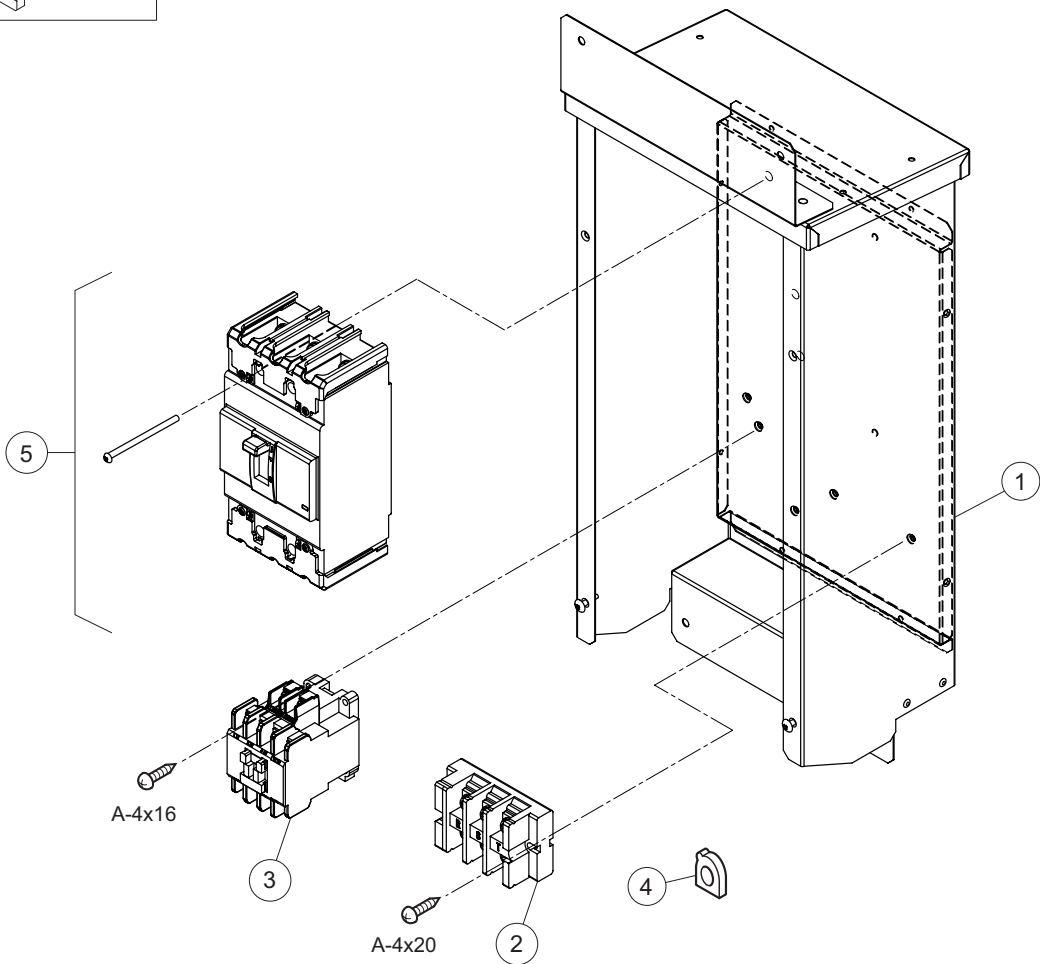
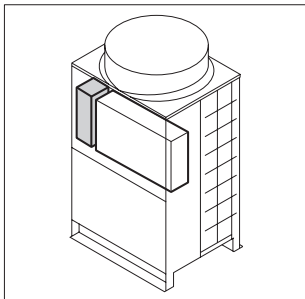
NOTE:

Contact your distributor for the delivery date and price of parts.

LOCATION OF SERVICE PARTS IN THE UNIT for Outdoor Unit (VRF)

MODEL: (H,Y)VAH(P,R)096B31S  
(H,Y)VAH(P,R)120B31S  
(H,Y)VAH(P,R)096B41S  
(H,Y)VAH(P,R)120B41S

< Sub Electrical Box >



A	Truss Head Tapping Screw		F	Stud Bolt	
B	Round Head Screw		G	Nut	
C	Flat Head Screw		H	Washer	
D	Pan Head Tapping Screw		J	Spring Lock Washer	
E	Hexagon Head Bolt		K	Tooth Lock Washer	

NOTE:  
A protective coating like zinc is applied to iron and steel for unspecified materials like a bolt or screw.

NOTE:  
The parts without order number are the custom-ordered, and these are not mentioned in the price list. When ordering them, the part name and the drawing number are required.  
Contact your distributor for the delivery date and price of parts.

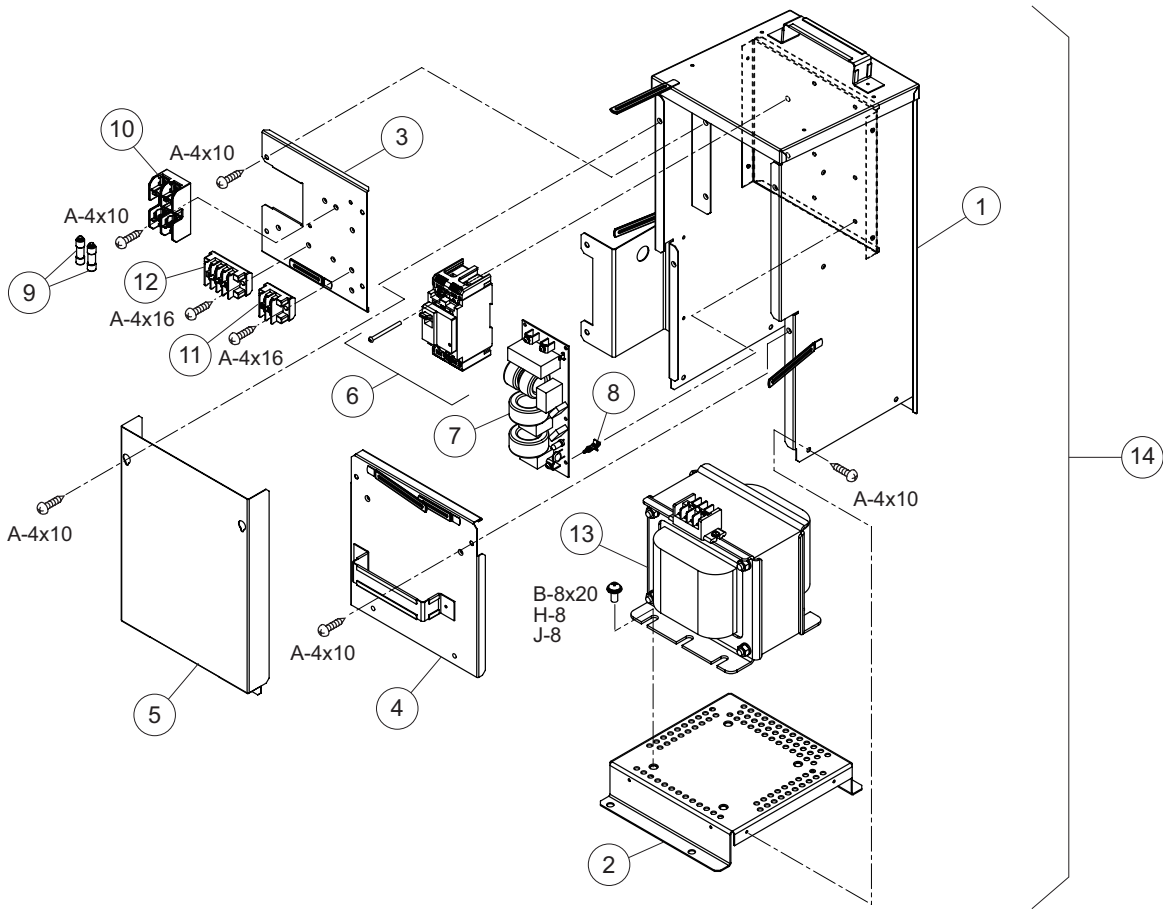
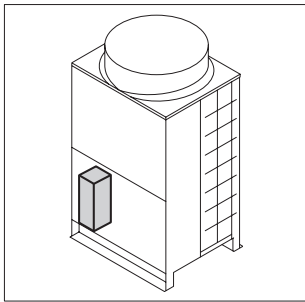
MODEL: (H,Y)VAH(P,R)072B41S, (H,Y)VAH(P,R)096B41S,  
(H,Y)VAH(P,R)120B41S

SPN201508-R3

LOCATION OF SERVICE PARTS IN THE UNIT for Outdoor Unit (VRF)

MODEL: (H,Y)VAH(P,R)072B41S  
(H,Y)VAH(P,R)096B41S  
(H,Y)VAH(P,R)120B41S

< TF Box >



A	Truss Head Tapping Screw		F	Stud Bolt	
B	Round Head Screw		G	Nut	
C	Flat Head Screw		H	Washer	
D	Pan Head Tapping Screw		J	Spring Lock Washer	
E	Hexagon Head Bolt		K	Tooth Lock Washer	

NOTE:  
A protective coating like zinc is applied to iron and steel for unspecified materials like a bolt or screw.

**NOTE:**  
The parts without order number are the custom-ordered, and these are not mentioned in the price list. When ordering them, the part name and the drawing number are required.  
Contact your distributor for the delivery date and price of parts.