

## SUBMITTAL DATA SHEET

(H,Y)VAHR096B52S

Consists of one (H,Y)VAHR096B52S module

Job Name:

Location

Purchaser:

Order No.:

Engineer:

Construction:

Submitted To:

Approval:

Submitted By:

Date:

Unit Designation:

Schedule No.:



### FEATURES:

(Heat Recovery 575V)

- All Inverter Compressors deliver maximum efficiency at part load conditions and provide comfortable individual zone control.
- Large-capacity single outdoor modules (up to 16 Ton) increase flexibility, space and weight savings, and reduce piping and electrical connections.
- Design flexibility with long piping lengths up to 3,280 ft. total and up to 360 ft. vertical distance between Outdoor Units and Indoor Units
- Provide efficient heating down to -13°F and cooling down to 23°F ambient air temperature. (Cooling down to 23°F as standard and down to -10°F with accessories installed)
- Space efficient and lightweight – provides flexibility in system layout and installation
- Maintenance friendly design of Outdoor Unit – all components accessible from the front

**ACCESSORIES:** (for detailed information, see VRF Engineering Manual and separate documentation for each accessory)

- Piping Kit
- Snow Protection Hood
- Protection Net
- Pipe Adapter
- Low Ambient Kit

			8 Ton
Model	575V, 3PH, 60Hz		(H,Y)VAHR096B52S
Nominal Capacity	Cooling	Btu/h	96,000
	Heating	Btu/h	108,000
Performance *1 (Non-duct / Duct)	Rated Cooling Capacity	Btu/h	92,000
	EER	Btu/Wh	12.4 / 12.4
	IEER	Btu/Wh	23.9 / 22.1
	Rated Heating Capacity	Btu/h	103,000
	COP	WW	3.77 / 3.65
	SCHE	Btu/Wh	30.3 / 27.5
	Sound Pressure *3	dB(A)	63
Operating *2 Temperature Range	Cooling	°F DB [°C DB]	23 ~ 122 [-5 ~ 50]
	Heating	°F WB [°C WB]	-13 ~ 59 [-25 ~ 15]
Refrigerant	Type		R410A
	Factory Charge Amount	lb. [kg]	19.6 [8.9]
Refrigerant Piping	Liquid Pipe	in. [mm]	1/2 [12.7]
	High/Low Pressure Gas Pipe	in. [mm]	3/4 [19.05]
	Low Pressure Gas Pipe	in. [mm]	7/8 [22.2]
Connection *2 Ratio	Connection Ratio Range	%	130(150) - 65
	Number of Indoor Units (Recommended / Maximum)	Qty.	8 / 20
Electrical	Minimum Circuit Amps, MCA	A	16
	Maximum Overcurrent Protection, MOP	A	25
Compressor	Compressor Type		Inverter
	Operation Range	%	8 ~ 100
Fan	Fan Type		Propeller Fan x2
	Airflow Rate	cfm [m³/min]	8437 [239]
	External Static Pressure	in. WG [Pa]	0 ~ 0.32 [0 ~ 80]
Unit	Dimensions (H x W x D)	in. [mm]	66-1/4 x 48-5/8 x 30-1/2 [1683 x 1235 x 774]
	Weight	lb. [kg]	611 [277]

### NOTES:

\*1. Capacity and efficiency ratings are based on the AHRI 1230 test standard.

\*2. For more details, refer to the engineering manual.

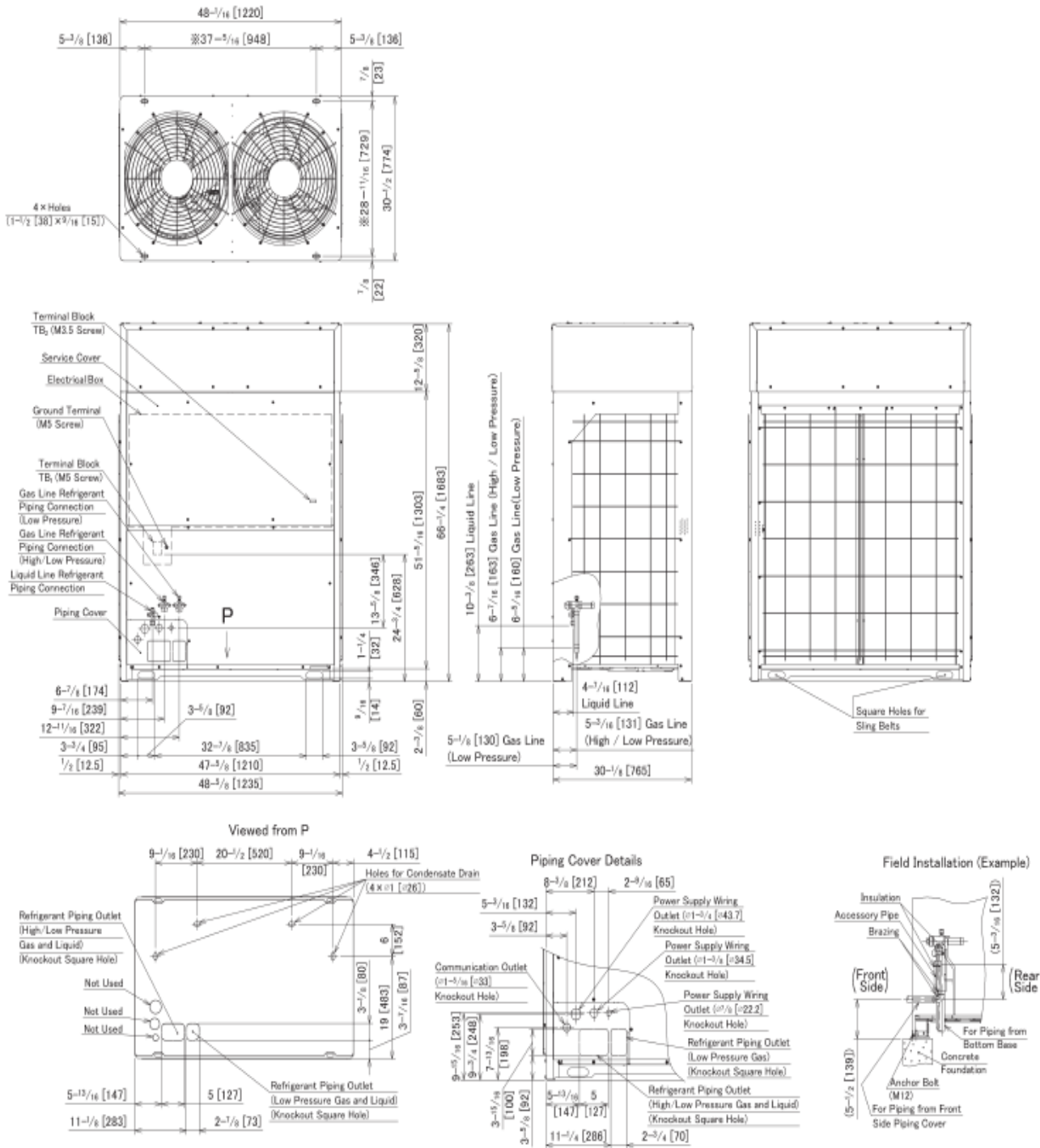
\*3. Sound pressure: 3.3 ft. [1 m] from the air outlet side, 4.9 ft. [1.5 m] from floor level.

version 201908

# System Dimensions

Heat Recovery Model: (H,Y)VAHR096B52S

inch (mm)



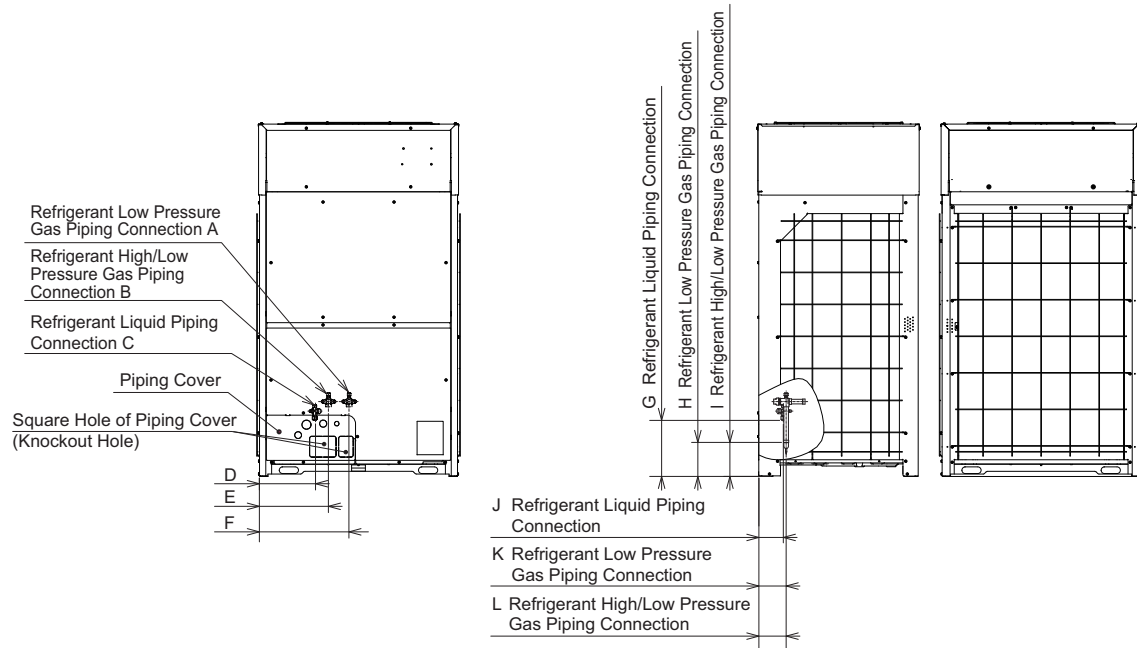
## NOTES:

- Condensation is produced by the outdoor coil during heating and defrost operation.
  - 1) Locate the unit where the system can be properly drained.
  - 2) Condensate pipe must be installed in accordance with local and national codes.
  - 3) Ensure the drain is sloped downward away from the outdoor for proper drainage.
  - 4) When the outdoor unit is installed indoors, it may be necessary to provide a secondary condensate pan, condensate pump or optional drain adapter for condensate management.
  - 5) Do not use the drain adapter (optional) in locations where the condensate line may freeze.
- The dimensions marked with an asterisk (\*) indicate the mounting pitch dimensions for anchor bolts.

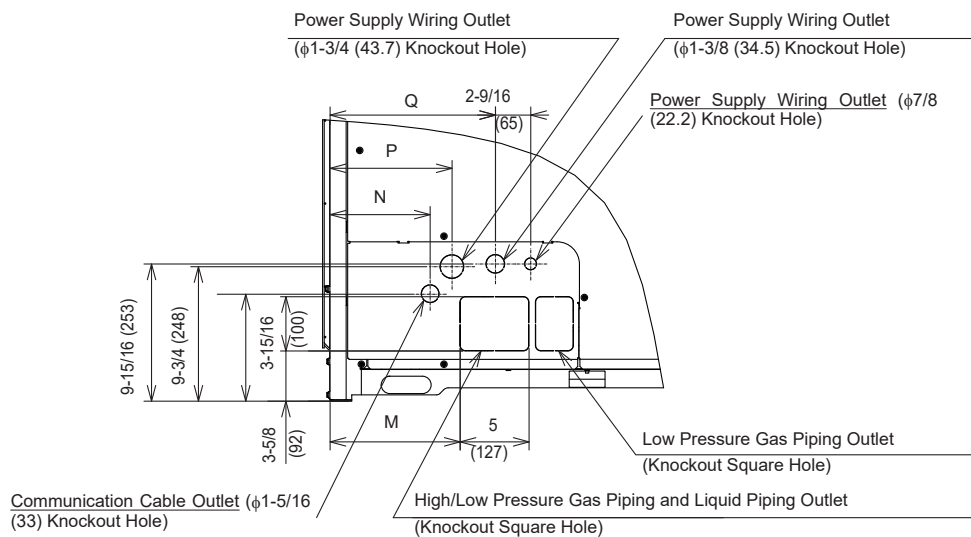
version 201908

# Piping Connection Dimensions

Unit: inch (mm)



## Detail of Piping Cover



## Refrigerant Piping Connection and Wiring Outlet

Model	Gas		Liquid	A	B	C	D	E	F	G	H	I	J	K	L	M	N	P	Q
	Low Pressure	High/Low Pressure																	
72	φ7/8 (22.2)	φ3/4 (19.05)	φ1/2 (12.7)	φ7/8 (22.2)	φ7/8 (22.2)	φ3/8 (9.52)	10-3/8 (264)	13-1/16 (331)	16-5/16 (414)	10-9/16 (268)	6-7/16 (163)	6-7/16 (163)	4-5/8 (117)	5-3/16 (131)	5-3/16 (131)	9-7/16 (240)	7-5/16 (185)	8-7/8 (225)	12 (305)
96	φ7/8 (22.2)	φ3/4 (19.05)	φ1/2 (12.7)																
120	φ1-1/8 (28.58)	φ7/8 (22.2)	φ1/2 (12.7)	φ1 (25.4)	φ7/8 (22.2)	φ1/2 (12.7)	6-7/8 (174)	9-7/16 (239)	12-11/16 (322)	10-3/8 (263)	6-5/16 (160)	6-7/16 (163)	4-7/16 (112)	5-1/8 (130)	5-3/16 (131)	5-13/16 (147)	3-5/8 (92)	5-3/16 (132)	8-3/8 (212)
144	φ1-1/8 (28.58)	φ7/8 (22.2)	φ5/8 (15.88)																
168	φ1-1/8 (28.58)	φ7/8 (22.2)	φ5/8 (15.88)																
192	φ1-1/8 (28.58)	φ7/8 (22.2)	φ5/8 (15.88)	φ1-1/8 (28.58)	φ7/8 (22.2)	φ5/8 (15.88)	6-15/16 (177)	9-7/16 (239)	12-11/16 (322)	10-3/8 (259)	6-5/16 (160)	6-7/16 (163)	5-3/16 (132)	6 (152)	6 (153)	5-13/16 (147)	3-5/8 (92)	5-3/16 (132)	8-3/8 (212)



version 201908