

SUBMITTAL DATA SHEET

(H,Y)VAHR192B52S

Consists of one (H,Y)VAHR192B52S module



Job Name:	Location
Purchaser:	Order No.:
Engineer:	Construction:
Submitted To:	Approval:
Submitted By:	Date:
Unit Designation:	Schedule No.:

FEATURES:

(Heat Recovery 575V)

- All Inverter Compressors deliver efficiency at part load conditions and provide comfortable individual zone control.
- Large-capacity single outdoor modules (up to 16 Ton) increase flexibility, space and weight savings, and reduce piping and electrical connections.
- Design flexibility with long piping lengths up to 3,280 ft. total and up to 360 ft. vertical distance between Outdoor Units and Indoor Units
- Provide efficient heating down to -13°F and cooling down to 23°F ambient air temperature. (Cooling down to 23°F as standard and down to -10°F with accessories installed)
- Space efficient and lightweight – provides flexibility in system layout and installation
- Maintenance friendly design of Outdoor Unit – all components accessible from the front

ACCESSORIES: (for detailed information, see VRF Engineering Manual and separate documentation for each accessory)

- Piping Kit
- Snow Protection Hood
- Protection Net
- Pipe Adapter
- Low Ambient Kit

			16 Ton
Model			(H,Y)VAHR192B52S
Nominal Capacity	Cooling	Btu/h	192,000
	Heating	Btu/h	216,000
Performance *1 (Non-duct / Duct)	Rated Cooling Capacity	Btu/h	184,000
	EER	Btu/Wh	10.6 / 11.1
	IEER	Btu/Wh	21.4 / 20.8
	Rated Heating Capacity	Btu/h	206,000
	COP	W/W	3.32 / 3.38
	SCHE	Btu/Wh	32.2 / 29.3
	Sound Pressure *3	dB(A)	66
Operating *2 Temperature Range	Cooling	°F DB [°C DB]	23 ~ 122 [-5 ~ 50]
	Heating	°F WB [°C WB]	-13 ~ 59 [-25 ~ 15]
Refrigerant	Type		R410A
	Factory Charge Amount	lb. [kg]	25.6 [11.6]
Refrigerant Piping	Liquid Pipe	in. [mm]	5/8 [15.88]
	High/Low Pressure Gas Pipe	in. [mm]	7/8 [22.2]
	Low Pressure Gas Pipe	in. [mm]	1-1/8 [28.58]
Connection *2 Ratio	Connection Ratio Range	%	130(150) - 55
	Number of Indoor Units (Recommended / Maximum)	Qty.	14 / 40
Electrical	Minimum Circuit Amps, MCA	A	32
	Maximum Overcurrent Protection, MOP	A	40
Compressor	Compressor Type		Inverter
	Operation Range	%	5 ~ 100
Fan	Fan Type		Propeller Fan x2
	Airflow Rate	cfm [m³/min]	12284 [348]
	External Static Pressure	in. WG [Pa]	0 ~ 0.32 [0 ~ 80]
Unit	Dimensions (H x W x D)	in. [mm]	66-1/4 x 64 x 30-1/2 [1683 x 1625 x 774]
	Weight	lb. [kg]	860 [390]

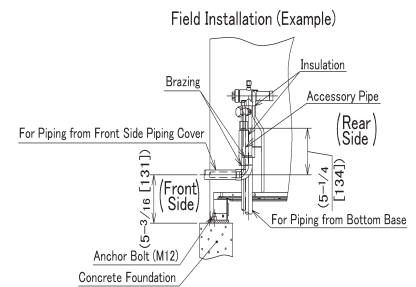
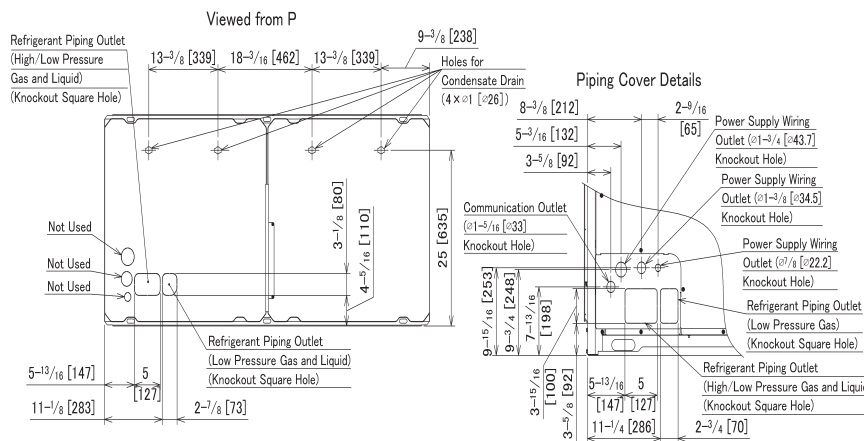

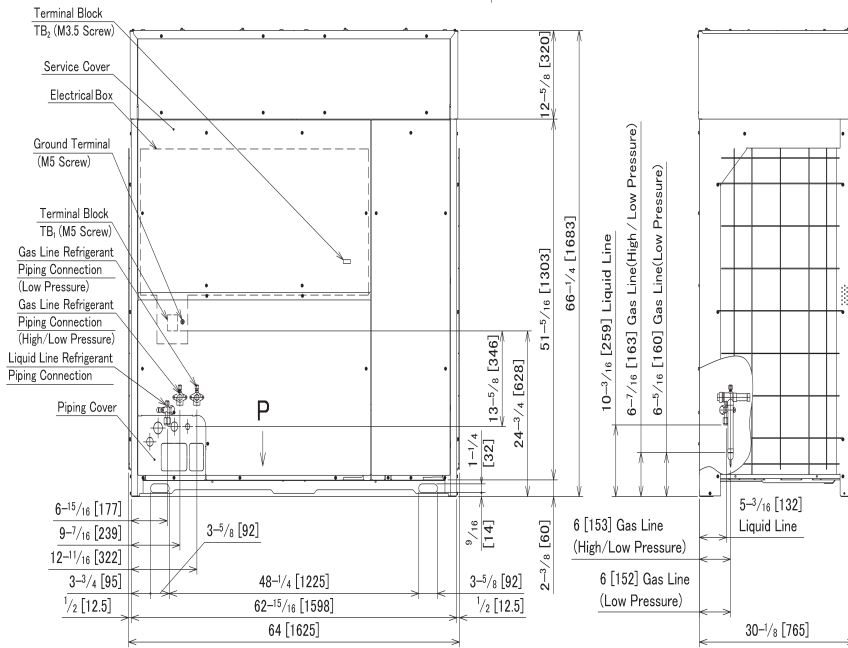
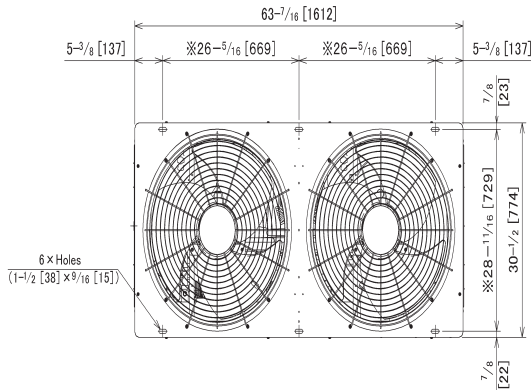
NOTES:

- *1. Capacity and efficiency ratings are based on the AHRI 1230 test standard.
 *2. For more details, refer to the engineering manual.
 *3. Sound pressure: 3.3 ft. [1 m] from the air outlet side, 4.9 ft. [1.5 m] from floor level.

System Dimensions

Heat Recovery Model: (H,Y)VAHR192B52S

Unit: inch (mm)



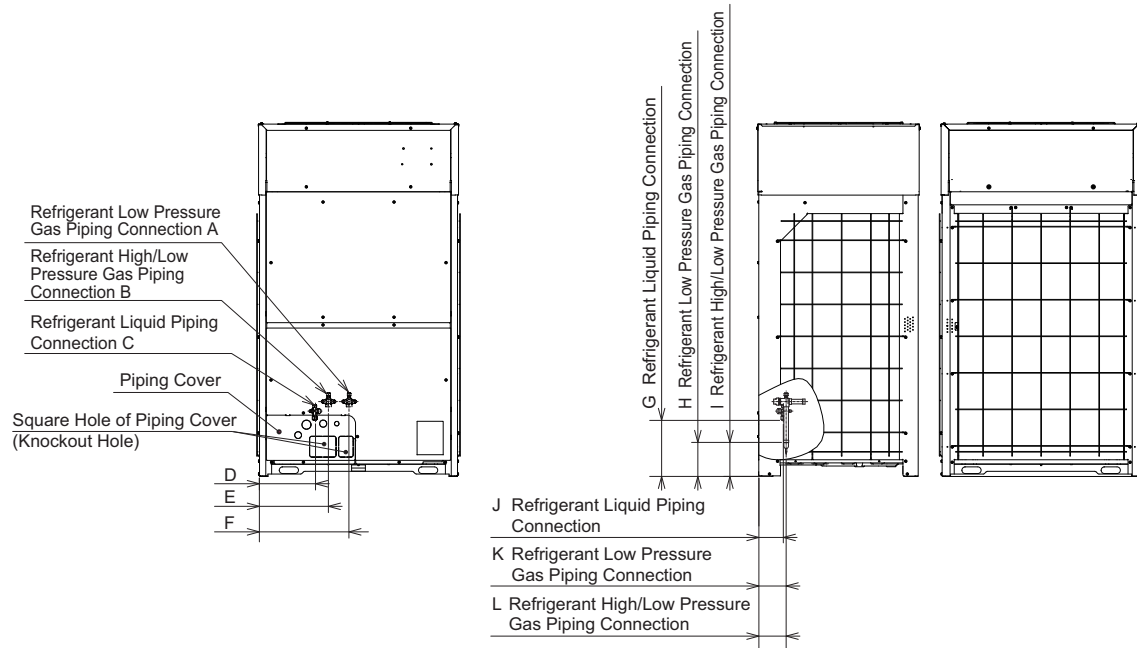
NOTES:

- Condensation is produced by the outdoor coil during heating and defrost operation.
 - Locate the unit where the system can be properly drained.
 - Condensate pipe must be installed in accordance with local and national codes.
 - Ensure the drain is sloped downward away from the outdoor for proper drainage.
 - When the outdoor unit is installed indoors, it may be necessary to provide a secondary condensate pan, condensate pump or optional drain adapter for condensate management.
 - Do not use the drain adapter (optional) in locations where the condensate line may freeze.
- The dimensions marked with an asterisk (*) indicate the mounting pitch dimensions for anchor bolts.

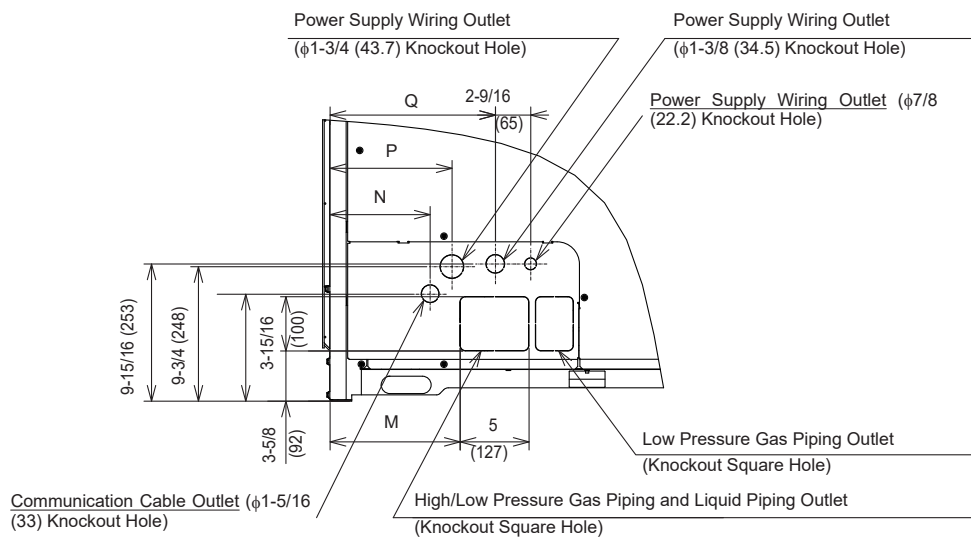
version 201908

Piping Connection Dimensions

Unit: inch (mm)



Detail of Piping Cover



Refrigerant Piping Connection and Wiring Outlet

Model	Gas		Liquid	A	B	C	D	E	F	G	H	I	J	K	L	M	N	P	Q
	Low Pressure	High/Low Pressure																	
72	φ7/8 (22.2)	φ3/4 (19.05)	φ1/2 (12.7)	φ7/8 (22.2)	φ7/8 (22.2)	φ3/8 (9.52)	10-3/8 (264)	13-1/16 (331)	16-5/16 (414)	10-9/16 (268)	6-7/16 (163)	6-7/16 (163)	4-5/8 (117)	5-3/16 (131)	5-3/16 (131)	9-7/16 (240)	7-5/16 (185)	8-7/8 (225)	12 (305)
96	φ7/8 (22.2)	φ3/4 (19.05)	φ1/2 (12.7)																
120	φ1-1/8 (28.58)	φ7/8 (22.2)	φ1/2 (12.7)	φ1 (25.4)	φ7/8 (22.2)	φ1/2 (12.7)	6-7/8 (174)	9-7/16 (239)	12-11/16 (322)	10-3/8 (263)	6-5/16 (160)	6-7/16 (163)	4-7/16 (112)	5-1/8 (130)	5-3/16 (131)	5-13/16 (147)	3-5/8 (92)	5-3/16 (132)	8-3/8 (212)
144	φ1-1/8 (28.58)	φ7/8 (22.2)	φ5/8 (15.88)																
168	φ1-1/8 (28.58)	φ7/8 (22.2)	φ5/8 (15.88)																
192	φ1-1/8 (28.58)	φ7/8 (22.2)	φ5/8 (15.88)	φ1-1/8 (28.58)	φ7/8 (22.2)	φ5/8 (15.88)	6-15/16 (177)	9-7/16 (239)	12-11/16 (322)	10-3/16 (259)	6-5/16 (160)	6-7/16 (163)	5-3/16 (132)	6 (152)	6 (153)	5-13/16 (147)	3-5/8 (92)	5-3/16 (132)	8-3/8 (212)



version 201908